

**2020
Skware Table
Specifications**

P: 847-291-3900 F: 847-291-3901

General Information

Skware Tables offer an aesthetically striking, highly practical and timeless look recognizing the changing dynamics in libraries. Welded stainless steel table frames provide strength and are available in standard brushed stainless steel finish. Table and carrel tops are standard in a variety of laminate options. Skware tables are infinitely customizable when considering sizes, materials and accessory options. ***Please contact 3branch customer service or your local library specialty dealer to discuss alternatives for your project.***

Skware Standards:

Welded Stainless Steel table frames with adjustable glides
Worksurface is 1" thick and is flush with the frame (approximately 1/16" overhang)
1/4" reveal between frame and top unless noted otherwise
Standard Laminates include Wilsonart, Formica, Pionite and Nevamar

Skware Options:

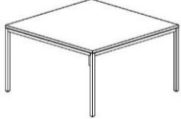
Powder Coated table frame
Wire management leg, power/data & wire management accessories
Dividers and privacy screens
Casters available on certain items
Quartz, solid surface, wood veneer and other worksurface materials available

STUDY TABLES

ITEM#	WIDTH	DEPTH	HEIGHT
-------	-------	-------	--------

square

skware tables laminate top / pvc edge - seated height 29.5"h

SK-3030-LAM		30	30	29.5
SK-3636-LAM		36	36	29.5
SK-4242-LAM		42	42	29.5
SK-4848-LAM		48	48	29.5
SK-6060-LAM		60	60	29.5

round

skware tables laminate top / pvc edge - seated height 29.5"h




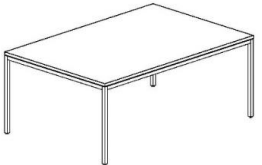
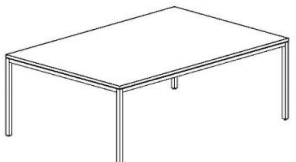
SK-30-LAM		30 dia	29.5
SK-36-LAM		36 dia	29.5
SK-42-LAM		42 dia	29.5
SK-48-LAM		48 dia	29.5
SK-60-LAM		60 dia	29.5

Quantity 5 pricing is available if the total number of items is 5 or more. Items do NOT have to be the same type or size.

**2020
Skware Table
Specifications**

P: 847-291-3900 F: 847-291-3901

STUDY TABLES

ITEM#	WIDTH	DEPTH	HEIGHT
rectangle			
skware tables laminate top / pvc edge - seated height 29.5"h			
SK-3024-LAM	30	24	29.5
SK-3624-LAM	36	24	29.5
SK-4224-LAM	42	24	29.5
SK-4824-LAM	48	24	29.5
SK-6024-LAM	60	24	29.5
SK-6624-LAM	66	24	29.5
SK-7224-LAM	72	24	29.5
SK-8424-LAM	84	24	29.5
SK-9624-LAM	96	24	29.5
			
SK-3630-LAM	36	30	29.5
SK-4230-LAM	42	30	29.5
SK-4830-LAM	48	30	29.5
SK-6030-LAM	60	30	29.5
SK-6630-LAM	66	30	29.5
SK-7230-LAM	72	30	29.5
SK-8430-LAM	84	30	29.5
SK-9630-LAM	96	30	29.5
			
SK-4236-LAM	42	36	29.5
SK-4836-LAM	48	36	29.5
SK-6036-LAM	60	36	29.5
SK-6636-LAM	66	36	29.5
SK-7236-LAM	72	36	29.5
SK-8436-LAM	84	36	29.5
SK-9636-LAM	96	36	29.5
			
SK-4842-LAM	48	42	29.5
SK-6042-LAM	60	42	29.5
SK-6642-LAM	66	42	29.5
SK-7242-LAM*	72	42	29.5
SK-8442-LAM*	84	42	29.5
SK-9642-LAM*	96	42	29.5
			
SK-6048-LAM	60	48	29.5
SK-6648-LAM	66	48	29.5
SK-7248-LAM*	72	48	29.5
SK-8448-LAM*	84	48	29.5
SK-9648-LAM*	96	48	29.5
			

*Tables with a 5th leg for support.

Quantity 5 pricing is available if the total number of items is 5 or more. Items do NOT have to be the same type or size.

**2020
Skware Table
Specifications**

P: 847-291-3900 F: 847-291-3901

OCCASIONAL TABLES

ITEM#	WIDTH	DEPTH	HEIGHT
-------	-------	-------	--------

square

skware occasional tables laminate top / pvc edge

SK-OCC-1818-18-LAM	18	18	18
SK-OCC-2020-24-LAM	20	20	24
SK-OCC-2424-16-LAM	24	24	16
SK-OCC-2424-22-LAM	24	24	22
SK-OCC-2424-24-LAM	24	24	24
SK-OCC-3030-16-LAM	30	30	16
SK-OCC-3636-16-LAM	36	36	16



round top / round base

skware occasional tables laminate top / pvc edge

SK-OCC-18-18-RB-LAM	18 dia		18
SK-OCC-20-16-RB-LAM	20 dia		16
SK-OCC-20-22-RB-LAM	20 dia		22
SK-OCC-24-16-RB-LAM	24 dia		16
SK-OCC-24-22-RB-LAM	24 dia		22
SK-OCC-24-24-RB-LAM	24 dia		24
SK-OCC-30-16-RB-LAM	30 dia		16
SK-OCC-36-16-RB-LAM	36 dia		16



round top / square base

skware occasional tables laminate top / pvc edge

SK-OCC-18-16-SB-LAM	18 dia		16
SK-OCC-18-18-SB-LAM	18 dia		18
SK-OCC-18-22-SB-LAM	18 dia		22
SK-OCC-20-16-SB-LAM	20 dia		16
SK-OCC-20-18-SB-LAM	20 dia		18
SK-OCC-20-22-SB-LAM	20 dia		22
SK-OCC-24-16-SB-LAM	24 dia		16
SK-OCC-24-22-SB-LAM	24 dia		22
SK-OCC-24-24-SB-LAM	24 dia		24
SK-OCC-30-16-SB-LAM	30 dia		16
SK-OCC-36-16-SB-LAM	36 dia		16



Quantity 5 pricing is available if the total number of items is 5 or more. Items do NOT have to be the same type or size.

**2020
Skware Table
Specifications**

P: 847-291-3900 F: 847-291-3901

OCCASIONAL TABLES

ITEM#	WIDTH	DEPTH	HEIGHT
-------	-------	-------	--------

rectangle

skware occasional tables laminate top / pvc edge

SK-OCC-3024-16-LAM	30	24	16
SK-OCC-3624-16-LAM	36	24	16
SK-OCC-4824-16-LAM	48	24	16
SK-OCC-4830-16-LAM	48	30	16
SK-OCC-6024-16-LAM	60	24	16



TIERED DISPLAY TABLES

ITEM#	WIDTH	DEPTH	HEIGHT
-------	-------	-------	--------

square

skware tiered tables laminate top / pvc edge

SK-NTS-30-LAM	30	30	30
Group is comprised of three nesting tables	24	24	24
	18	18	18



Quantity 5 pricing is available if the total number of items is 5 or more. Items do NOT have to be the same type or size.

**2020
Skware Table
Specifications**

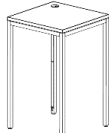
P: 847-291-3900 F: 847-291-3901

OPAC TABLES

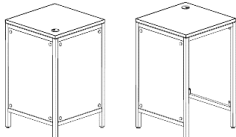
OPAC stations come in four (4) standard heights; 29.5", 34", 36" & 39". Grommet and wire management leg included.

ITEM#	WIDTH	DEPTH	HEIGHT
-------	-------	-------	--------

skware OPAC table with laminate top / pvc edge

SK-OP-2424-30-LAM		24	24	29.5
SK-OP-2424-34-LAM		24	24	34
SK-OP-2424-36-LAM		24	24	36
SK-OP-2424-39-LAM		24	24	39
includes grommet and wire management leg				

skware OPAC table with acrylic modesty panels (ABP), laminate top / pvc edge

SK-OP-2424-30-ABP-LAM		24	24	29.5
SK-OP-2424-34-ABP-LAM		24	24	34
SK-OP-2424-36-ABP-LAM		24	24	36
SK-OP-2424-39-ABP-LAM		24	24	39
includes grommet and wire management leg				

skware OPAC table with upper shelf, laminate top / pvc edge

SK-OP-2424-30-SHLFU-LAM		24	24	29.5
SK-OP-2424-34-SHLFU-LAM		24	24	34
SK-OP-2424-36-SHLFU-LAM		24	24	36
SK-OP-2424-39-SHLFU-LAM		24	24	39
includes grommet and wire management leg				

skware OPAC table with lower shelf, laminate top / pvc edge

SK-OP-2424-30-SHLFL-LAM		24	24	29.5
SK-OP-2424-34-SHLFL-LAM		24	24	34
SK-OP-2424-36-SHLFL-LAM		24	24	36
SK-OP-2424-39-SHLFL-LAM		24	24	39
includes grommet and wire management leg				

skware OPAC table with 2 shelves, laminate top / pvc edge

SK-OP-2424-30-SHLF2-LAM		24	24	29.5
SK-OP-2424-34-SHLF2-LAM		24	24	34
SK-OP-2424-36-SHLF2-LAM		24	24	36
SK-OP-2424-39-SHLF2-LAM		24	24	39
includes grommet and wire management leg				

Quantity 5 pricing is available if the total number of items is 5 or more. Items do NOT have to be the same type or size.

**2020
Skware Table
Specifications**

P: 847-291-3900 F: 847-291-3901

CHARGING STATIONS

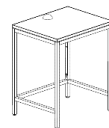
All Skware charging stations include surface mounted power/USB hub and wire management leg.

ITEM#	WIDTH	DEPTH	HEIGHT
-------	-------	-------	--------

single / single faced

skware charging station laminate top / pvc edge

SK-CS-SF-302436-LAM
SK-CS-SF-362436-LAM
SK-CS-SF-422436-LAM
includes power/USB hub and wire management leg



30	24	36
36	24	36
42	24	36

double / single faced

skware OPAC stations laminate top / pvc edge

SK-CS-SF-482436-LAM
SK-CS-SF-602436-LAM
SK-CS-SF-662436-LAM
includes power/USB hub and wire management leg



48	24	36
60	24	36
66	24	36

triple / single faced

skware charging station laminate top / pvc edge

SK-CS-SF-722436-LAM
SK-CS-SF-842436-LAM
SK-CS-SF-962436-LAM
includes power/USB hubs and wire management leg



72	24	36
84	24	36
96	24	36

Quantity 5 pricing is available if the total number of items is 5 or more. Items do NOT have to be the same type or size.

**2020
Skware Table
Specifications**

P: 847-291-3900 F: 847-291-3901

CHARGING STATIONS

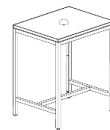
All Skware charging stations include surface mounted power/USB hub and wire management leg.

ITEM#	WIDTH	DEPTH	HEIGHT
-------	-------	-------	--------

single / double faced

skware charging station laminate top / pvc edge

SK-CS-DF-302436-LAM
SK-CS-DF-362436-LAM
SK-CS-DF-422436-LAM
includes power/USB hub and wire management leg



30	24	36
36	24	36
42	24	36

double / double faced

skware OPAC stations laminate top / pvc edge

SK-CS-DF-482436-LAM
SK-CS-DF-602436-LAM
SK-CS-DF-662436-LAM
includes power/USB hub and wire management leg

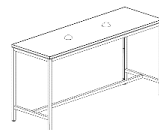


48	24	36
60	24	36
66	24	36

triple / double faced

skware charging station laminate top / pvc edge

SK-CS-DF-722436-LAM
SK-CS-DF-842436-LAM
SK-CS-DF-962436-LAM
includes power/USB hubs and wire management leg



72	24	36
84	24	36
96	24	36

Quantity 5 pricing is available if the total number of items is 5 or more. Items do NOT have to be the same type or size.

**2020
Skware Table
Specifications**

P: 847-291-3900 F: 847-291-3901

COMPUTER TABLES

All computer tables come standard with 12" high frosted acrylic privacy screens and center divider with brushed stainless steel mounting brackets. A 2-5/8" grommet with silver cover is provided for each seated position. Power, wire management tray and leg is provided under table with two plug-ins per seated position. Reference each item for standard configuration. Table tops are 1-1/4" thick and overhang frame by 1". Modesty panels, and other power/data systems are available options.

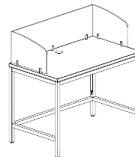
ITEM#	WIDTH	DEPTH	HEIGHT
-------	-------	-------	--------

1 person single faced stations

skware computer table laminate top / pvc edge

24" deep

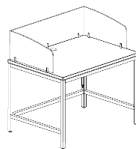
- SK-CT-1P-SF-3024-30-LAM
- SK-CT-1P-SF-3624-30-LAM
- SK-CT-1P-SF-4224-30-LAM
- SK-CT-1P-SF-4824-30-LAM



30	24	29.5
36	24	29.5
42	24	29.5
48	24	29.5

30" deep

- SK-CT-1P-SF-3030-30-LAM
- SK-CT-1P-SF-3630-30-LAM
- SK-CT-1P-SF-4230-30-LAM
- SK-CT-1P-SF-4830-30-LAM



30	30	29.5
36	30	29.5
42	30	29.5
48	30	29.5

Power & Wire Management

grommet, 6-plug power strip, wire management tray, wire management leg and cable clips are provided

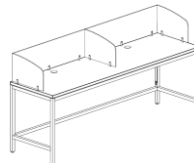
ITEM#	WIDTH	DEPTH	HEIGHT
-------	-------	-------	--------

2 person single faced stations

skware computer table laminate top / pvc edge

24" deep

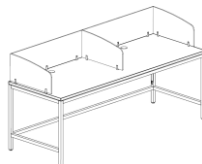
- SK-CT-2P-SF-6024-30-LAM
- SK-CT-2P-SF-7224-30-LAM
- SK-CT-2P-SF-8424-30-LAM
- SK-CT-2P-SF-9624-30-LAM



60	24	29.5
72	24	29.5
84	24	29.5
96	24	29.5

30" deep

- SK-CT-2P-SF-6030-30-LAM
- SK-CT-2P-SF-7230-30-LAM
- SK-CT-2P-SF-8430-30-LAM
- SK-CT-2P-SF-9630-30-LAM



60	30	29.5
72	30	29.5
84	30	29.5
96	30	29.5

Power & Wire Management

grommet, 6-plug power strip, wire management tray, wire management leg and cable clips are provided for every 2

Quantity 5 pricing is available if the total number of items is 5 or more. Items do NOT have to be the same type or size.

**2020
Skware Table
Specifications**

P: 847-291-3900 F: 847-291-3901

COMPUTER TABLES

All computer tables come standard with 12" high frosted acrylic privacy screens and center divider with brushed stainless steel mounting brackets. A 2-5/8" grommet with silver cover is provided for each seated position. Power, wire management tray and leg is provided under table with two plug-ins per seated position. Reference each item for standard configuration. Table tops are 1-1/4" thick and overhang frame by 1". Modesty panels, and other power/data systems are available options.

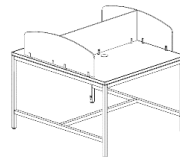
ITEM#	WIDTH	DEPTH	HEIGHT
-------	-------	-------	--------

2 person double faced stations

skware computer table laminate top / pvc edge

48" deep

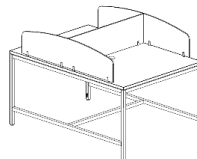
SK-CT-2P-DF-3648-30-LAM
SK-CT-2P-DF-4248-30-LAM
SK-CT-2P-DF-4848-30-LAM



30	48	29.5
36	48	29.5
42	48	29.5

60" deep

SK-CT-2P-DF-3660-30-LAM
SK-CT-2P-DF-4260-30-LAM
SK-CT-2P-DF-4860-30-LAM



30	60	29.5
36	60	29.5
42	60	29.5

Power & Wire Management

grommet, 6-plug power strip, wire management tray, wire management leg and cable clips are provided for every 2

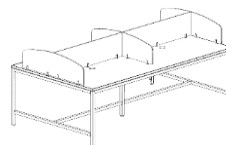
ITEM#	WIDTH	DEPTH	HEIGHT
-------	-------	-------	--------

4 person double faced stations

skware computer table laminate top / pvc edge

48" deep

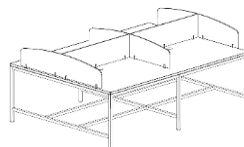
SK-CT-4P-DF-6048-30-LAM
SK-CT-4P-DF-7248-30-LAM
SK-CT-4P-DF-8448-30-LAM
SK-CT-4P-DF-9648-30-LAM



60	48	29.5
72	48	29.5
84	48	29.5
96	48	29.5

60" deep

SK-CT-4P-DF-6060-30-LAM
SK-CT-4P-DF-7260-30-LAM
SK-CT-4P-DF-8460-30-LAM
SK-CT-4P-DF-9660-30-LAM



60	60	29.5
72	60	29.5
84	60	29.5
96	60	29.5

Power & Wire Management

grommet, 6-plug power strip, wire management tray, wire management leg and cable clips are provided for every 2

Quantity 5 pricing is available if the total number of items is 5 or more. Items do NOT have to be the same type or size.

**2020
Skware Table
Specifications**

P: 847-291-3900 F: 847-291-3901

THE WEDGE

Wedge Tables are individual, mobile workstations with lockable casters available in 29.5" & 26" heights. The unique "soft triangle" shape allows for multiple configurations in linear or non-linear formats. Wedge tables include a 2-5/8" diameter grommet. The private Wedge has a one-piece 10" high Frosted Acrylic Shroud which wraps around profile of unit and is secured to table top with brushed stainless brackets.

ITEM#	WIDTH	DEPTH	HEIGHT
-------	-------	-------	--------

wedge - basic

skware wedge table laminate top / pvc edge

SK-WG-129-LAM



41 31 29.5

SK-WG-229-LAM

includes grommet

41 31 26

wedge - basic powered

skware wedge table laminate top / pvc edge

SK-WG-329-LAM



41 31 29.5

SK-WG-429-LAM

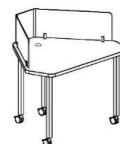
includes power/USB hub

41 31 26

wedge - private

skware wedge table laminate top / pvc edge

SK-WG-529-LAM



41 31 29.5

SK-WG-629-LAM

includes frosted surround & grommet

41 31 26

wedge - private powered

skware wedge table laminate top / pvc edge

SK-WG-729-LAM



41 31 29.5

SK-WG-829-LAM

includes frosted surround & power/USB hub

41 31 26

Quantity 5 pricing is available if the total number of items is 5 or more. Items do NOT have to be the same type or size.

**2020
Skware Table
Specifications**

P: 847-291-3900 F: 847-291-3901

POWER TOWER

Power towers are hexagon shaped cabinets designed to supply power to Wedge's or other small Skware tables that are grouped together. All towers come with laminate faces, removable tops, levelers and interior power/surge strips. The tower has an open base and is designed to rest over a floor power box to plug-in power strips. The power tower - grommet version has 1-1/2" silver grommets in all five sides for power cord entry. The power tower - plug-in has power/USB receptacles in all five sides for direct connection by the user from the Wedge or small Skware table.

ITEM#	WIDTH	DEPTH	HEIGHT
-------	-------	-------	--------


power tower - grommet

skware power tower laminate top / pvc edge

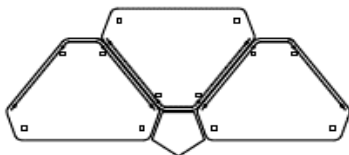
SK-PT-129		14	14	29.5
SK-PT-226 with interior power/surge plug-in		14	14	26

power tower - plug-in

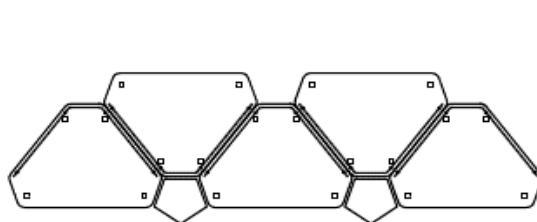
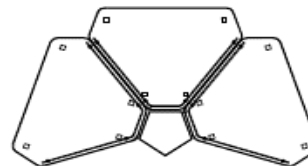
skware power tower laminate top / pvc edge

SK-PT-329		14	14	29.5
SK-PT-426 with 5 power/USB hubs for direct connect		14	14	26

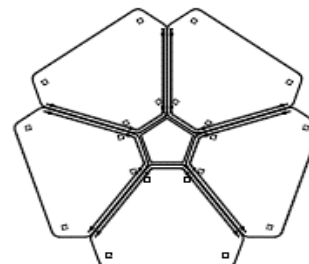
sample wedge table / power tower configurations



3 tables & 1 power tower



5 tables & 2 power towers



**2020
Skware Table
Specifications**

P: 847-291-3900 F: 847-291-3901

ACCESSORIES

Skware tables are infinitely customizable when considering sizes, materials and accessory options. A number of options are listed below. Please contact 3branch customer service to discuss additional alternatives for your project.

ITEM#		WIDTH	DEPTH	HEIGHT
-------	--	-------	-------	--------

skware table accessories

grommets - plastic sleeve & cover (silver finish)

GMT-01

2-5/8"



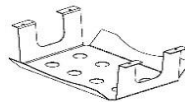
wire management tray - for storage of excess cords, power strips (powder coated / light grey finish)

WMT-M01

18 13 5

WMT-L02

31 13 8



wire management leg - routed leg with cover plate. Power cord not included.

WML-3036

2 2 36

