

**2021  
Skware Table  
Specifications**

**General Information**

Skware Tables offer an aesthetically striking, highly practical and timeless look recognizing the changing dynamics in libraries. Welded stainless steel table frames provide strength and are available in standard brushed stainless steel finish. Table and carrel tops are standard in a variety of laminate options. Skware tables are infinitely customizable when considering sizes, materials and accessory options. **Please contact 3branch customer service or your local library specialty dealer to discuss alternatives for your project.**

**Skware Standards:**

Welded Stainless Steel table frames with adjustable glides  
 Worksurface is 1" thick and is flush with the frame (approximately 1/16" overhang)  
 1/4" reveal between frame and top unless noted otherwise  
 Standard Laminates include Wilsonart, Formica, Pionite and Nevamar

**Skware Options:**

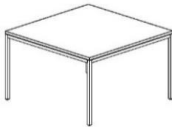
Powder Coated table frame  
 Wire management leg, power/data & wire management accessories  
 Dividers and privacy screens  
 Casters available on certain items  
**Quartz, solid surface, wood veneer and other worksurface materials available**

**STUDY TABLES**

ITEM#	WIDTH	DEPTH	HEIGHT
-------	-------	-------	--------


**square**

**skware tables laminate top / pvc edge - seated height 29.5"h**

SK-3030-LAM		30	30	29.5
SK-3636-LAM		36	36	29.5
SK-4242-LAM		42	42	29.5
SK-4848-LAM		48	48	29.5
SK-6060-LAM		60	60	29.5

**round**

**skware tables laminate top / pvc edge - seated height 29.5"h**

SK-30-LAM		30 dia	29.5
SK-36-LAM		36 dia	29.5
SK-42-LAM		42 dia	29.5
SK-48-LAM		48 dia	29.5
SK-60-LAM		60 dia	29.5

Quantity 5 pricing is available if the total number of items is 5 or more. Items do NOT have to be the same type or size.




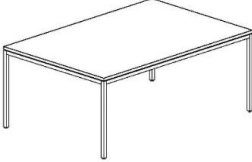
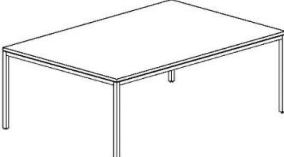
**2021  
Skware Table  
Specifications**

**STUDY TABLES**

ITEM#	WIDTH	DEPTH	HEIGHT
-------	-------	-------	--------

**rectangle**

**skware tables laminate top / pvc edge - seated height 29.5"h**

SK-3024-LAM	30	24	29.5
SK-3624-LAM	36	24	29.5
SK-4224-LAM	42	24	29.5
SK-4824-LAM	48	24	29.5
SK-6024-LAM	60	24	29.5
SK-6624-LAM	66	24	29.5
SK-7224-LAM	72	24	29.5
SK-8424-LAM	84	24	29.5
SK-9624-LAM	96	24	29.5
			
SK-3630-LAM	36	30	29.5
SK-4230-LAM	42	30	29.5
SK-4830-LAM	48	30	29.5
SK-6030-LAM	60	30	29.5
SK-6630-LAM	66	30	29.5
SK-7230-LAM	72	30	29.5
SK-8430-LAM	84	30	29.5
SK-9630-LAM	96	30	29.5
			
SK-4236-LAM	42	36	29.5
SK-4836-LAM	48	36	29.5
SK-6036-LAM	60	36	29.5
SK-6636-LAM	66	36	29.5
SK-7236-LAM	72	36	29.5
SK-8436-LAM	84	36	29.5
SK-9636-LAM	96	36	29.5
			
SK-4842-LAM	48	42	29.5
SK-6042-LAM	60	42	29.5
SK-6642-LAM	66	42	29.5
SK-7242-LAM*	72	42	29.5
SK-8442-LAM*	84	42	29.5
SK-9642-LAM*	96	42	29.5
			
SK-6048-LAM	60	48	29.5
SK-6648-LAM	66	48	29.5
SK-7248-LAM*	72	48	29.5
SK-8448-LAM*	84	48	29.5
SK-9648-LAM*	96	48	29.5
			

\*Tables with a 5th leg for support.

Quantity 5 pricing is available if the total number of items is 5 or more. Items do NOT have to be the same type or size.

**2021  
Skware Table  
Specifications**

**OCCASIONAL TABLES**

ITEM#	WIDTH	DEPTH	HEIGHT
-------	-------	-------	--------

**square**

**skware occasional tables laminate top / pvc edge**

SK-OCC-1818-18-LAM	18	18	18
SK-OCC-2020-24-LAM	20	20	24
SK-OCC-2424-16-LAM	24	24	16
SK-OCC-2424-22-LAM	24	24	22
SK-OCC-2424-24-LAM	24	24	24
SK-OCC-3030-16-LAM	30	30	16
SK-OCC-3636-16-LAM	36	36	16



**round top / round base**

**skware occasional tables laminate top / pvc edge**

SK-OCC-18-18-RB-LAM	18 dia		18
SK-OCC-20-16-RB-LAM	20 dia		16
SK-OCC-20-22-RB-LAM	20 dia		22
SK-OCC-24-16-RB-LAM	24 dia		16
SK-OCC-24-22-RB-LAM	24 dia		22
SK-OCC-24-24-RB-LAM	24 dia		24
SK-OCC-30-16-RB-LAM	30 dia		16
SK-OCC-36-16-RB-LAM	36 dia		16



**round top / square base**

**skware occasional tables laminate top / pvc edge**

SK-OCC-18-16-SB-LAM	18 dia		16
SK-OCC-18-18-SB-LAM	18 dia		18
SK-OCC-18-22-SB-LAM	18 dia		22
SK-OCC-20-16-SB-LAM	20 dia		16
SK-OCC-20-18-SB-LAM	20 dia		18
SK-OCC-20-22-SB-LAM	20 dia		22
SK-OCC-24-16-SB-LAM	24 dia		16
SK-OCC-24-22-SB-LAM	24 dia		22
SK-OCC-24-24-SB-LAM	24 dia		24
SK-OCC-30-16-SB-LAM	30 dia		16
SK-OCC-36-16-SB-LAM	36 dia		16



*Quantity 5 pricing is available if the total number of items is 5 or more. Items do NOT have to be the same type or size.*

**2021  
Skware Table  
Specifications**

**OCCASIONAL TABLES**

ITEM#	WIDTH	DEPTH	HEIGHT
-------	-------	-------	--------

**rectangle**

**skware occasional tables laminate top / pvc edge**

SK-OCC-3024-16-LAM	30	24	16
SK-OCC-3624-16-LAM	36	24	16
SK-OCC-4824-16-LAM	48	24	16
SK-OCC-4830-16-LAM	48	30	16
SK-OCC-6024-16-LAM	60	24	16



**TIERED DISPLAY TABLES**

ITEM#	WIDTH	DEPTH	HEIGHT
-------	-------	-------	--------

**square**

**skware tiered tables laminate top / pvc edge**

SK-NTS-30-LAM	30	30	30
Group is comprised of three nesting tables	24	24	24
	18	18	18



*Quantity 5 pricing is available if the total number of items is 5 or more. Items do NOT have to be the same type or size.*

**2021  
Skware Table  
Specifications**

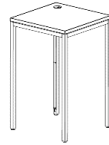
**OPAC TABLES**

OPAC stations come in four (4) standard heights; 29.5", 34", 36" & 39". Grommet and wire management leg included.

ITEM#	WIDTH	DEPTH	HEIGHT
-------	-------	-------	--------

**skware OPAC table with laminate top / pvc edge**

- SK-OP-2424-30-LAM
- SK-OP-2424-34-LAM
- SK-OP-2424-36-LAM
- SK-OP-2424-39-LAM

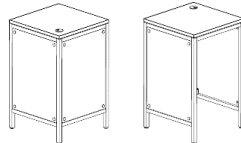


24	24	29.5
24	24	34
24	24	36
24	24	39

includes grommet and wire management leg

**skware OPAC table with acrylic modesty panels (ABP), laminate top / pvc edge**

- SK-OP-2424-30-ABP-LAM
- SK-OP-2424-34-ABP-LAM
- SK-OP-2424-36-ABP-LAM
- SK-OP-2424-39-ABP-LAM

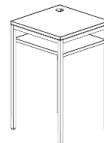


24	24	29.5
24	24	34
24	24	36
24	24	39

includes grommet and wire management leg

**skware OPAC table with upper shelf, laminate top / pvc edge**

- SK-OP-2424-30-SHLFU-LAM
- SK-OP-2424-34-SHLFU-LAM
- SK-OP-2424-36-SHLFU-LAM
- SK-OP-2424-39-SHLFU-LAM

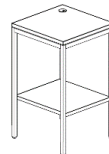


24	24	29.5
24	24	34
24	24	36
24	24	39

includes grommet and wire management leg

**skware OPAC table with lower shelf, laminate top / pvc edge**

- SK-OP-2424-30-SHLFL-LAM
- SK-OP-2424-34-SHLFL-LAM
- SK-OP-2424-36-SHLFL-LAM
- SK-OP-2424-39-SHLFL-LAM

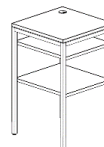


24	24	29.5
24	24	34
24	24	36
24	24	39

includes grommet and wire management leg

**skware OPAC table with 2 shelves, laminate top / pvc edge**

- SK-OP-2424-30-SHLF2-LAM
- SK-OP-2424-34-SHLF2-LAM
- SK-OP-2424-36-SHLF2-LAM
- SK-OP-2424-39-SHLF2-LAM



24	24	29.5
24	24	34
24	24	36
24	24	39

includes grommet and wire management leg

Quantity 5 pricing is available if the total number of items is 5 or more. Items do NOT have to be the same type or size.

**2021  
Skware Table  
Specifications**

**CHARGING STATIONS**

All Skware charging stations include surface mounted power/USB hub and wire management leg.

ITEM#	WIDTH	DEPTH	HEIGHT
-------	-------	-------	--------

**single / single faced**

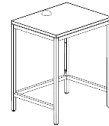
**skware charging station laminate top / pvc edge**

SK-CS-SF-302436-LAM

SK-CS-SF-362436-LAM

SK-CS-SF-422436-LAM

includes power/USB hub and wire management leg



30 24 36

36 24 36

42 24 36

**double / single faced**

**skware OPAC stations laminate top / pvc edge**

SK-CS-SF-482436-LAM

SK-CS-SF-602436-LAM

SK-CS-SF-662436-LAM

includes power/USB hub and wire management leg



48 24 36

60 24 36

66 24 36

**triple / single faced**

**skware charging station laminate top / pvc edge**

SK-CS-SF-722436-LAM

SK-CS-SF-842436-LAM

SK-CS-SF-962436-LAM

includes power/USB hubs and wire management leg



72 24 36

84 24 36

96 24 36

Quantity 5 pricing is available if the total number of items is 5 or more. Items do NOT have to be the same type or size.

**2021  
Skware Table  
Specifications**

**CHARGING STATIONS**

All Skware charging stations include surface mounted power/USB hub and wire management leg.

ITEM#	WIDTH	DEPTH	HEIGHT
-------	-------	-------	--------

**single / double faced**

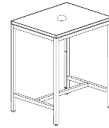
**skware charging station laminate top / pvc edge**

SK-CS-DF-302436-LAM

SK-CS-DF-362436-LAM

SK-CS-DF-422436-LAM

includes power/USB hub and wire management leg



30 24 36

36 24 36

42 24 36

**double / double faced**

**skware OPAC stations laminate top / pvc edge**

SK-CS-DF-482436-LAM

SK-CS-DF-602436-LAM

SK-CS-DF-662436-LAM

includes power/USB hub and wire management leg



48 24 36

60 24 36

66 24 36

**triple / double faced**

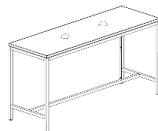
**skware charging station laminate top / pvc edge**

SK-CS-DF-722436-LAM

SK-CS-DF-842436-LAM

SK-CS-DF-962436-LAM

includes power/USB hubs and wire management leg



72 24 36

84 24 36

96 24 36

*Quantity 5 pricing is available if the total number of items is 5 or more. Items do NOT have to be the same type or size.*

**2021  
Skware Table  
Specifications**

**COMPUTER TABLES**

All computer tables come standard with 12" high frosted acrylic privacy screens and center divider with brushed stainless steel mounting brackets. A 2-5/8" grommet with silver cover is provided for each seated position. Power, wire management tray and leg is provided under table with two plug-ins per seated position. Reference each item for standard configuration. Table tops are 1-1/4" thick and overhang frame by 1". Modesty panels, and other power/data systems are available options.

ITEM#	WIDTH	DEPTH	HEIGHT
-------	-------	-------	--------

**1 person single faced stations**

**skware computer table laminate top / pvc edge**

**24" deep**

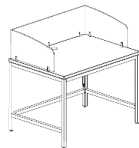
- SK-CT-1P-SF-3024-30-LAM
- SK-CT-1P-SF-3624-30-LAM
- SK-CT-1P-SF-4224-30-LAM
- SK-CT-1P-SF-4824-30-LAM



30	24	29.5
36	24	29.5
42	24	29.5
48	24	29.5

**30" deep**

- SK-CT-1P-SF-3030-30-LAM
- SK-CT-1P-SF-3630-30-LAM
- SK-CT-1P-SF-4230-30-LAM
- SK-CT-1P-SF-4830-30-LAM



30	30	29.5
36	30	29.5
42	30	29.5
48	30	29.5

**Power & Wire Management**

grommet, 6-plug power strip, wire management tray, wire management leg and cable clips are provided

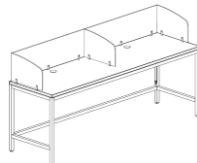
ITEM#	WIDTH	DEPTH	HEIGHT
-------	-------	-------	--------

**2 person single faced stations**

**skware computer table laminate top / pvc edge**

**24" deep**

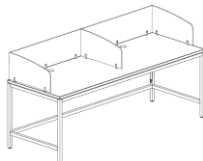
- SK-CT-2P-SF-6024-30-LAM
- SK-CT-2P-SF-7224-30-LAM
- SK-CT-2P-SF-8424-30-LAM
- SK-CT-2P-SF-9624-30-LAM



60	24	29.5
72	24	29.5
84	24	29.5
96	24	29.5

**30" deep**

- SK-CT-2P-SF-6030-30-LAM
- SK-CT-2P-SF-7230-30-LAM
- SK-CT-2P-SF-8430-30-LAM
- SK-CT-2P-SF-9630-30-LAM



60	30	29.5
72	30	29.5
84	30	29.5
96	30	29.5

**Power & Wire Management**

grommet, 6-plug power strip, wire management tray, wire management leg and cable clips are provided for every 2 stations

*Quantity 5 pricing is available if the total number of items is 5 or more. Items do NOT have to be the same type or size.*



**2021  
Skware Table  
Specifications**

**COMPUTER TABLES**

All computer tables come standard with 12" high frosted acrylic privacy screens and center divider with brushed stainless steel mounting brackets. A 2-5/8" grommet with silver cover is provided for each seated position. Power, wire management tray and leg is provided under table with two plug-ins per seated position. Reference each item for standard configuration. Table tops are 1-1/4" thick and overhang frame by 1". Modesty panels, and other power/data systems are available options.

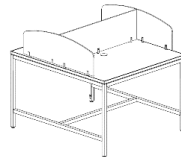
ITEM#	WIDTH	DEPTH	HEIGHT
-------	-------	-------	--------

**2 person double faced stations**

**skware computer table laminate top / pvc edge**

**48" deep**

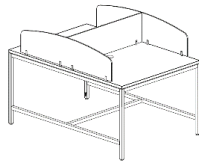
- SK-CT-2P-DF-3648-30-LAM
- SK-CT-2P-DF-4248-30-LAM
- SK-CT-2P-DF-4848-30-LAM



30	48	29.5
36	48	29.5
42	48	29.5

**60" deep**

- SK-CT-2P-DF-3660-30-LAM
- SK-CT-2P-DF-4260-30-LAM
- SK-CT-2P-DF-4860-30-LAM



30	60	29.5
36	60	29.5
42	60	29.5

**Power & Wire Management**

grommet, 6-plug power strip, wire management tray, wire management leg and cable clips are provided for every 2 stations

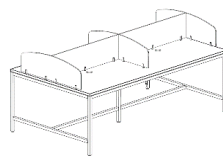
ITEM#	WIDTH	DEPTH	HEIGHT
-------	-------	-------	--------

**4 person double faced stations**

**skware computer table laminate top / pvc edge**

**48" deep**

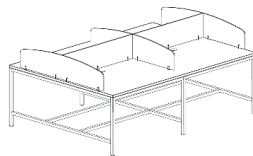
- SK-CT-4P-DF-6048-30-LAM
- SK-CT-4P-DF-7248-30-LAM
- SK-CT-4P-DF-8448-30-LAM
- SK-CT-4P-DF-9648-30-LAM



60	48	29.5
72	48	29.5
84	48	29.5
96	48	29.5

**60" deep**

- SK-CT-4P-DF-6060-30-LAM
- SK-CT-4P-DF-7260-30-LAM
- SK-CT-4P-DF-8460-30-LAM
- SK-CT-4P-DF-9660-30-LAM



60	60	29.5
72	60	29.5
84	60	29.5
96	60	29.5

**Power & Wire Management**

grommet, 6-plug power strip, wire management tray, wire management leg and cable clips are provided for every 2 stations

*Quantity 5 pricing is available if the total number of items is 5 or more. Items do NOT have to be the same type or size.*

**2021  
Skware Table  
Specifications**

**THE WEDGE**

Wedge Tables are individual, mobile workstations with lockable casters available in 29.5" & 26" heights. The unique "soft triangle" shape allows for multiple configurations in linear or non-linear formats. Wedge tables include a 2-5/8" diameter grommet. The private Wedge has a one-piece 10" high Frosted Acrylic Shroud which wraps around profile of unit and is secured to table top with brushed stainless brackets.

ITEM#	WIDTH	DEPTH	HEIGHT
-------	-------	-------	--------

**wedge - basic**

**skware wedge table laminate top / pvc edge**

SK-WG-129-LAM		41	31	29.5
SK-WG-229-LAM includes grommet		41	31	26

**wedge - basic powered**

**skware wedge table laminate top / pvc edge**

SK-WG-329-LAM		41	31	29.5
SK-WG-429-LAM includes power/USB hub		41	31	26

**wedge - private**

**skware wedge table laminate top / pvc edge**

SK-WG-529-LAM		41	31	29.5
SK-WG-629-LAM includes frosted surround & grommet		41	31	26

**wedge - private powered**

**skware wedge table laminate top / pvc edge**

SK-WG-729-LAM		41	31	29.5
SK-WG-829-LAM includes frosted surround & power/USB hub		41	31	26

*Quantity 5 pricing is available if the total number of items is 5 or more. Items do NOT have to be the same type or size.*

**2021  
Skware Table  
Specifications**

**POWER TOWER**

Power towers are hexagon shaped cabinets designed to supply power to Wedge's or other small Skware tables that are grouped together. All towers come with laminate faces, removable tops, levelers and interior power/surge strips. The tower has an open base and is designed to rest over a floor power box to plug-in power strips. The power tower - grommet version has 1-1/2" silver grommets in all five sides for power cord entry. The power tower - plug-in has power/USB receptacles in all five sides for direct connection by the user from the Wedge or small Skware table.

ITEM#	WIDTH	DEPTH	HEIGHT
-------	-------	-------	--------

**power tower - grommet**

**skware power tower laminate top / pvc edge**

SK-PT-129



14 14 29.5

SK-PT-226

with interior power/surge plug-in

14 14 26

**power tower - plug-in**

**skware power tower laminate top / pvc edge**

SK-PT-329



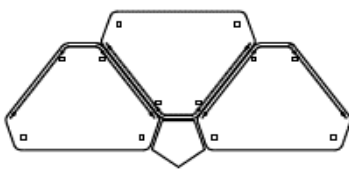
14 14 29.5

SK-PT-426

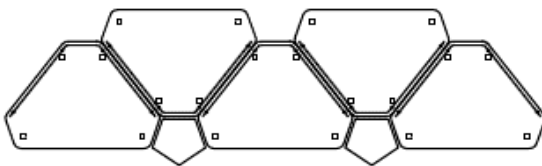
with 5 power/USB hubs for direct connect

14 14 26

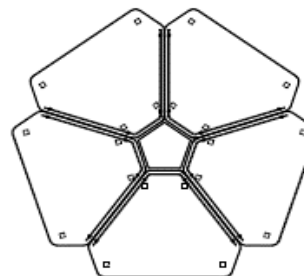
**sample wedge table / power tower configurations**



3 tables & 1 power tower



5 tables & 2 power towers



**2021  
Skware Table  
Specifications**

**ACCESSORIES**

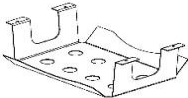
Skware tables are infinitely customizable when considering sizes, materials and accessory options. A number of options are listed below. Please contact 3branch customer service to discuss additional alternatives for your project.

ITEM#	WIDTH	DEPTH	HEIGHT
-------	-------	-------	--------

**skware table accessories**

GMT-01	<b>grommets</b> - plastic sleeve & cover (silver finish)		2-5/8"
			

**wire management tray** - for storage of excess cords, power strips (powder coated / light grey finish)

WMT-M01		18	13	5
WMT-L02		31	13	8

**wire management leg** - routed leg with cover plate. Power cord not included.

WML-3036		2	2	36
----------	---	---	---	----