

GENERAL INFORMATION

Kurve Desks combine height adjustability, integrated power, mobility, and an approachable design. Choose from a variety of shapes, height adjustability, work surface material and modesty panel finish options. Product description:

- Available shapes include: **kidney, figure eight, arc, rectangle, racetrack, and oval**
- Tops are available in laminate and solid surface Corian®.
 - Standard laminate offerings from Wilsonart®, Formica®, Pionite®, and Nevamar®
 - Edge band: coordinating standard colors
 - Corian solid surface pricing is based on Antarctica.
- Modesty panels are curved, double-wall laminate. Interior is D381 Wilsonart Fashion Grey.
- Powder coated base available in Platinum Metallic, Black, White and Silver
 - Non-standard colors available for a nominal upcharge. Contact 3branch for pricing.
- Includes (2) grommets, (1) 15-amp power strip, wire management tray, and magnetic wire management leg chase
- Locking casters

Product Standards

- Fixed height worksurface is 29" or 36" above finished floor (AFF) with casters
- Height adjustable worksurface is 30" to 42" AFF
 - hand crank (ADJT) or electric motor (E-ADJT) available

Optional Accessories

- Levelers and pencil drawer.
- Pricing provided upon request.



ITEM WIDTH | DEPTH | HEIGHT

SHAPE: KIDNEY

laminate top, fixed height

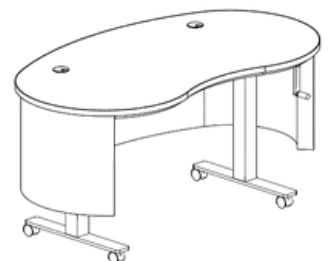
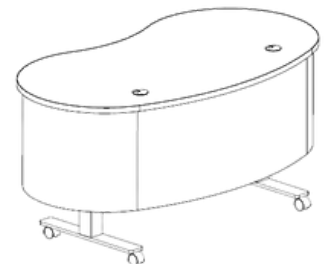
KU-DSK-KDNY-603329-LAM-CAS	60	33	29
KU-DSK-KDNY-723629-LAM-CAS	72	36	29
KU-DSK-KDNY-603336-LAM-CAS	60	33	36
KU-DSK-KDNY-723636-LAM-CAS	72	36	36

laminate top, height adjustable (hand-crank = ADJT, or electric motor = E-ADJT)

KU-DSK-KDNY-6033-ADJT-LAM-CAS	60	33	30 - 42
KU-DSK-KDNY-7236-ADJT-LAM-CAS	72	36	30 - 42
KU-DSK-KDNY-6033-E-ADJT-LAM-CAS	60	33	30 - 42
KU-DSK-KDNY-7236-E-ADJT-LAM-CAS	72	36	30 - 42

solid surface top, fixed height

KU-DSK-KDNY-603329-COR-CAS	60	33	29
KU-DSK-KDNY-723629-COR-CAS	72	36	29
KU-DSK-KDNY-603336-COR-CAS	60	33	36
KU-DSK-KDNY-723636-COR-CAS	72	36	36



ITEM **WIDTH | DEPTH | HEIGHT**

SHAPE: KIDNEY cont'd.

solid surface top, height adjustable (hand-crank = ADJT, or electric motor = E-ADJT)

KU-DSK-KDNY-6033-ADJT-COR-CAS	60	33	30 - 42
KU-DSK-KDNY-7236-ADJT-COR-CAS	72	36	30 - 42
KU-DSK-KDNY-6033-E-ADJT-COR-CAS	60	33	30 - 42
KU-DSK-KDNY-7236-E-ADJT-COR-CAS	72	36	30 - 42

SHAPE: FIGURE EIGHT

lamine top, fixed height

KU-DSK-FIG8-603229-LAM-CAS	60	32	29
KU-DSK-FIG8-723629-LAM-CAS	72	36	29
KU-DSK-FIG8-603236-LAM-CAS	60	32	36
KU-DSK-FIG8-723636-LAM-CAS	72	36	36

lamine top, height adjustable (hand-crank = ADJT, or electric motor = E-ADJT)

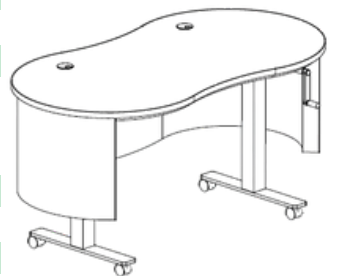
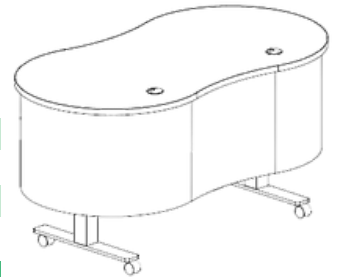
KU-DSK-FIG8-6032-ADJT-LAM-CAS	60	32	30 - 42
KU-DSK-FIG8-7236-ADJT-LAM-CAS	72	36	30 - 42
KU-DSK-FIG8-6032-E-ADJT-LAM-CAS	60	32	30 - 42
KU-DSK-FIG8-7236-E-ADJT-LAM-CAS	72	36	30 - 42

solid surface top, fixed height

KU-DSK-FIG8-603229-COR-CAS	60	32	29
KU-DSK-FIG8-723629-COR-CAS	72	36	29
KU-DSK-FIG8-603236-COR-CAS	60	32	36
KU-DSK-FIG8-723636-COR-CAS	72	36	36

solid surface top, height adjustable (hand-crank = ADJT, or electric motor = E-ADJT)

KU-DSK-FIG8-6032-ADJT-COR-CAS	60	32	30 - 42
KU-DSK-FIG8-7236-ADJT-COR-CAS	72	36	30 - 42
KU-DSK-FIG8-6032-E-ADJT-COR-CAS	60	32	30 - 42
KU-DSK-FIG8-7236-E-ADJT-COR-CAS	72	36	30 - 42



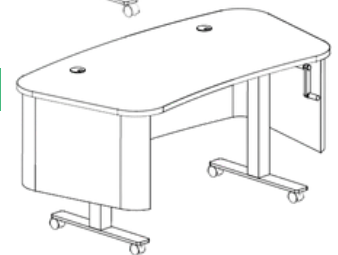
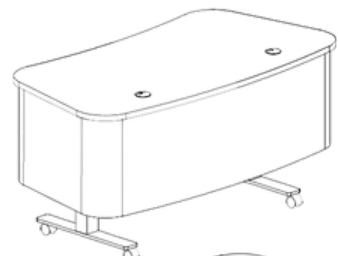
SHAPE: ARC

lamine top, fixed height

KU-DSK-ARC-603229-LAM-CAS	60	32	29
KU-DSK-ARC-723229-LAM-CAS	72	32	29
KU-DSK-ARC-603236-LAM-CAS	60	32	36
KU-DSK-ARC-723236-LAM-CAS	72	32	36

lamine top, height adjustable (hand-crank = ADJT, or electric motor = E-ADJT)

KU-DSK-ARC-6032-ADJT-LAM-CAS	60	32	30 - 42
KU-DSK-ARC-7232-ADJT-LAM-CAS	72	32	30 - 42
KU-DSK-ARC-6032-E-ADJT-LAM-CAS	60	32	30 - 42
KU-DSK-ARC-7232-E-ADJT-LAM-CAS	72	32	30 - 42



ITEM | WIDTH | DEPTH | HEIGHT

SHAPE: ARC cont'd.

solid surface top, fixed height

KU-DSK-ARC-603229-COR-CAS	60	32	29
KU-DSK-ARC-723229-COR-CAS	72	32	29
KU-DSK-ARC-603236-COR-CAS	60	32	36
KU-DSK-ARC-723236-COR-CAS	72	32	36

solid surface top, height adjustable (hand-crank = ADJT, or electric motor = E-ADJT)

KU-DSK-ARC-6032-ADJT-COR-CAS	60	32	30 - 42
KU-DSK-ARC-7232-ADJT-COR-CAS	72	32	30 - 42
KU-DSK-ARC-6032-E-ADJT-COR-CAS	60	32	30 - 42
KU-DSK-ARC-7232-E-ADJT-COR-CAS	72	32	30 - 42

SHAPE: RECTANGLE

lamine top, fixed height

KU-DSK-RECT-603029-LAM-CAS	60	30	29
KU-DSK-RECT-723029-LAM-CAS	72	30	29
KU-DSK-RECT-603036-LAM-CAS	60	30	36
KU-DSK-RECT-723036-LAM-CAS	72	30	36

lamine top, height adjustable (hand-crank = ADJT, or electric motor = E-ADJT)

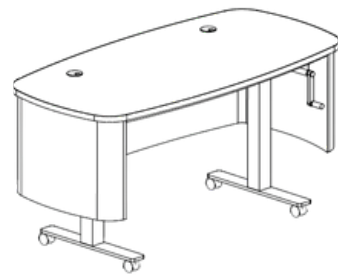
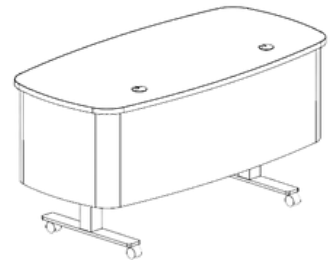
KU-DSK-RECT-6030-ADJT-LAM-CAS	60	30	30 - 42
KU-DSK-RECT-7230-ADJT-LAM-CAS	72	30	30 - 42
KU-DSK-RECT-6030-E-ADJT-LAM-CAS	60	30	30 - 42
KU-DSK-RECT-7230-E-ADJT-LAM-CAS	72	30	30 - 42

solid surface top, fixed height

KU-DSK-RECT-603029-COR-CAS	60	30	29
KU-DSK-RECT-723029-COR-CAS	72	30	29
KU-DSK-RECT-603036-COR-CAS	60	30	36
KU-DSK-RECT-723036-COR-CAS	72	30	36

solid surface top, height adjustable (hand-crank = ADJT, or electric motor = E-ADJT)

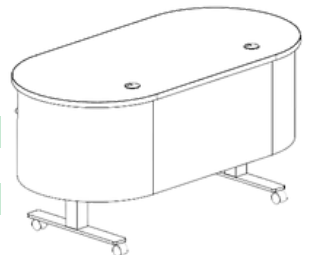
KU-DSK-RECT-6030-ADJT-COR-CAS	60	30	30 - 42
KU-DSK-RECT-7230-ADJT-COR-CAS	72	30	30 - 42
KU-DSK-RECT-6030-E-ADJT-COR-CAS	60	30	30 - 42
KU-DSK-RECT-7230-E-ADJT-COR-CAS	72	30	30 - 42



SHAPE: RACETRACK

lamine top, fixed height

KU-DSK-RTRK-603029-LAM-CAS	60	30	29
KU-DSK-RTRK-723029-LAM-CAS	72	30	29
KU-DSK-RTRK-603036-LAM-CAS	60	30	36
KU-DSK-RTRK-723036-LAM-CAS	72	30	36



ITEM | WIDTH | DEPTH | HEIGHT

SHAPE: RACETRACK cont'd.

laminate top, height adjustable (hand-crank = ADJT, or electric motor = E-ADJT)

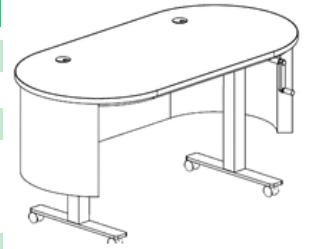
KU-DSK-RTRK-6030-ADJT-LAM-CAS	60	30	30 - 42
KU-DSK-RTRK-7230-ADJT-LAM-CAS	72	30	30 - 42
KU-DSK-RTRK-6030-E-ADJT-LAM-CAS	60	30	30 - 42
KU-DSK-RTRK-7230-E-ADJT-LAM-CAS	72	30	30 - 42

solid surface top, fixed height

KU-DSK-RTRK-603029-COR-CAS	60	30	29
KU-DSK-RTRK-723029-COR-CAS	72	30	29
KU-DSK-RTRK-603036-COR-CAS	60	30	36
KU-DSK-RTRK-723036-COR-CAS	72	30	36

solid surface top, height adjustable (hand-crank = ADJT, or electric motor = E-ADJT)

KU-DSK-RTRK-6030-ADJT-COR-CAS	60	30	30 - 42
KU-DSK-RTRK-7230-ADJT-COR-CAS	72	30	30 - 42
KU-DSK-RTRK-6030-E-ADJT-COR-CAS	60	30	30 - 42
KU-DSK-RTRK-7230-E-ADJT-COR-CAS	72	30	30 - 42



SHAPE: OVAL

laminate top, fixed height

KU-DSK-OVALL-603329-LAM-CAS	60	33	29
KU-DSK-OVALL-723629-LAM-CAS	72	36	29
KU-DSK-OVALL-603336-LAM-CAS	60	33	36
KU-DSK-OVALL-723636-LAM-CAS	72	36	36

laminate top, height adjustable (hand-crank = ADJT, or electric motor = E-ADJT)

KU-DSK-OVALL-6033-ADJT-LAM-CAS	60	33	30 - 42
KU-DSK-OVALL-7236-ADJT-LAM-CAS	72	36	30 - 42
KU-DSK-OVALL-6033-E-ADJT-LAM-CAS	60	33	30 - 42
KU-DSK-OVALL-7236-E-ADJT-LAM-CAS	72	36	30 - 42

solid surface top, fixed height

KU-DSK-OVALL-603329-COR-CAS	60	33	29
KU-DSK-OVALL-723629-COR-CAS	72	36	29
KU-DSK-OVALL-603336-COR-CAS	60	33	36
KU-DSK-OVALL-723636-COR-CAS	72	36	36

solid surface top, height adjustable (hand-crank = ADJT, or electric motor = E-ADJT)

KU-DSK-OVALL-6033-ADJT-COR-CAS	60	33	30 - 42
KU-DSK-OVALL-7236-ADJT-COR-CAS	72	36	30 - 42
KU-DSK-OVALL-6033-E-ADJT-COR-CAS	60	33	30 - 42
KU-DSK-OVALL-7236-E-ADJT-COR-CAS	72	36	30 - 42

