

GENERAL INFORMATION

Skware Tables deliver a refined balance of durability, function, and design. Welded stainless steel frames ensure long-term structural integrity, finished in brushed stainless steel for a clean, timeless appearance. Extensive options for size, surface materials, and accessories make Skware Tables a versatile solution for libraries, schools, and learning environments.

Discover endless ways to shape productive and engaging spaces with the skware table lineup. From focused work to technology-enabled zones, the range includes versatile solutions like study tables, occasional tables, computer stations, charging hubs, OPAC and self-check tables, as well as coordinated display table groups, all designed to meet evolving and emerging applications.

QUANTITY PRICING

3branch offers tiered pricing based on quantities of 1, 2+, or 5+ of any size and style table. Discounted quantity pricing applies to any size or style combination. Please refer to product price list or contact 3branch for a quote.

Product Standards

- Welded stainless steel table frames with adjustable glides
 - frame finish is brushed stainless steel
 - available heights range from 16" - 39" AFF
- Worksurface is 1" thick and is flush with the frame (approximately 1/16" overhang)
 - 1/4" reveal between frame and top
- Laminates: standard offerings from Wilsonart®, Formica®, Pionite®, and Nevamar®
- Edge band: coordinating standard colors
- Powder coat finishes are also available. Please refer to page 7 for powder coat pricing.

Please contact 3branch customer service or your local library specialty dealer to discuss alternatives for your project or to request a quote.

Options

- Power/data and wire management accessories
- 15-amp power strip
- Dividers and privacy screens
- Casters available on select sizes
- Quartz, solid surface, wood veneer and other worksurface materials also available

Ordering Guidelines




Select size and height: SK- $\frac{\quad}{w}$ $\frac{\quad}{d}$ -LAM

- Note laminate selection for top and edge band preference.

Non-standard, heights, sizes or finishes: considered and quoted upon request

Standard lead time: 10-12 weeks from PO and signed/approved drawings.



| ITEM | WIDTH DEPTH HEIGHT |
|--|------------------------|
| square, laminate top/pvc edge | |
|  SK-3030-LAM | 30 30 29.5 |
| SK-3636-LAM | 36 36 29.5 |
| SK-4242-LAM | 42 42 29.5 |
| SK-4848-LAM | 48 48 29.5 |
| SK-5454-LAM | 54 54 29.5 |
| SK-6060-LAM | 60 60 29.5 |
| round top/square base, laminate top/pvc edge | |
|  SK-30-SB-LAM ‡ | 30 dia 29.5 |
| SK-36-SB-LAM ‡ | 36 dia 29.5 |
| SK-42-SB-LAM ‡ | 42 dia 29.5 |
| SK-48-SB-LAM ‡ | 48 dia 29.5 |
| SK-60-SB-LAM ‡ | 54 dia 29.5 |
| rectangular, laminate top/pvc edge | |
|  SK-3024-LAM | 30 24 29.5 |
| SK-3624-LAM | 36 24 29.5 |
| SK-4224-LAM | 42 24 29.5 |
| SK-4824-LAM | 48 24 29.5 |
| SK-6024-LAM | 60 24 29.5 |
| SK-6624-LAM | 66 24 29.5 |
| SK-7224-LAM | 72 24 29.5 |
| SK-8424-LAM | 84 24 29.5 |
| SK-9624-LAM | 96 24 29.5 |
| SK-3630-LAM | 36 30 29.5 |
| SK-4230-LAM | 42 30 29.5 |
| SK-4830-LAM | 48 30 29.5 |
| SK-6030-LAM | 60 30 29.5 |
| SK-6630-LAM | 66 30 29.5 |
| SK-7230-LAM | 72 30 29.5 |
| SK-8430-LAM | 84 30 29.5 |
| SK-9630-LAM | 96 30 29.5 |
| SK-4236-LAM | 42 36 29.5 |
| SK-4836-LAM | 48 36 29.5 |
| SK-6036-LAM | 60 36 29.5 |
| SK-6636-LAM | 66 36 29.5 |
| SK-7236-LAM | 72 36 29.5 |
| SK-8436-LAM | 84 36 29.5 |
| SK-9636-LAM | 96 36 29.5 |
| SK-4842-LAM | 48 42 29.5 |
| SK-6042-LAM | 60 42 29.5 |
| SK-6642-LAM | 66 42 29.5 |
| SK-7242-LAM | 72 42 29.5 |
| SK-8442-LAM ** | 84 42 29.5 |
| SK-9642-LAM ** | 96 42 29.5 |
| SK-6048-LAM | 60 48 29.5 |
| SK-6648-LAM | 66 48 29.5 |
| SK-7248-LAM | 72 48 29.5 |
| SK-8448-LAM ** | 84 48 29.5 |
| SK-9648-LAM ** | 96 48 29.5 |

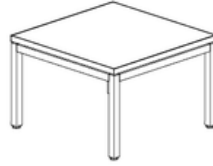
** Includes fifth leg for additional support.

ITEM

WIDTH | DEPTH | HEIGHT

occasional square table, laminate top/pvc edge

SK-OCC-1818-18-LAM
SK-OCC-2020-24-LAM
SK-OCC-2424-16-LAM
SK-OCC-2424-22-LAM
SK-OCC-2424-24-LAM
SK-OCC-3030-16-LAM
SK-OCC-3636-16-LAM



| | | |
|----|----|----|
| 18 | 18 | 18 |
| 20 | 20 | 24 |
| 24 | 24 | 16 |
| 24 | 24 | 22 |
| 24 | 24 | 24 |
| 30 | 30 | 16 |
| 36 | 36 | 16 |

occasional round top/square base, laminate top/pvc edge

SK-OCC-18-16-SB-LAM ‡
SK-OCC-18-18-SB-LAM ‡
SK-OCC-18-22-SB-LAM ‡
SK-OCC-20-16-SB-LAM ‡
SK-OCC-20-18-SB-LAM ‡
SK-OCC-20-22-SB-LAM ‡
SK-OCC-24-16-SB-LAM ‡
SK-OCC-24-22-SB-LAM ‡
SK-OCC-24-24-SB-LAM ‡
SK-OCC-30-18-SB-LAM ‡
SK-OCC-36-16-SB-LAM ‡



| | |
|--------|----|
| 18 dia | 16 |
| 18 dia | 18 |
| 18 dia | 22 |
| 20 dia | 16 |
| 20 dia | 18 |
| 20 dia | 22 |
| 24 dia | 16 |
| 24 dia | 22 |
| 24 dia | 24 |
| 36 dia | 16 |
| 36 dia | 16 |

‡ Base frame is square.

occasional rectangular table, laminate top/pvc edge

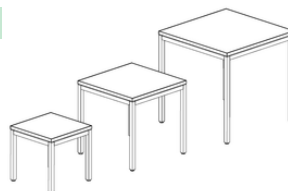
SK-OCC-3024-16-LAM
SK-OCC-3624-16-LAM
SK-OCC-4224-16-LAM
SK-OCC-4824-16-LAM
SK-OCC-4830-16-LAM
SK-OCC-6024-16-LAM



| | | |
|----|----|----|
| 30 | 24 | 16 |
| 36 | 24 | 16 |
| 42 | 24 | 16 |
| 48 | 24 | 16 |
| 48 | 30 | 16 |
| 60 | 24 | 16 |

tiered display tables, laminate top/pvc edge

SK-NTS-30-LAM



| | | |
|----|----|------|
| 42 | 36 | 29.5 |
|----|----|------|

Online Public Access Catalog (OPAC) Tables

OPAC stations are available in four standard heights; 29.5", 34", 36" & 39". Grommet(s) are included in table top and fixed height shelves. Integrated wire management leg available.

ITEM

WIDTH | DEPTH | HEIGHT

OPAC table with laminate top/pvc edge



| | | | |
|-------------------|----|----|------|
| SK-OP-2424-30-LAM | 24 | 24 | 29.5 |
| SK-OP-2424-34-LAM | 24 | 24 | 34 |
| SK-OP-2424-36-LAM | 24 | 24 | 36 |
| SK-OP-2424-39-LAM | 24 | 24 | 39 |

OPAC table with acrylic modesty panels, laminate top/pvc edge



| | | | |
|-----------------------|----|----|------|
| SK-OP-2424-30-ABP-LAM | 24 | 24 | 29.5 |
| SK-OP-2424-34-ABP-LAM | 24 | 24 | 34 |
| SK-OP-2424-36-ABP-LAM | 24 | 24 | 36 |
| SK-OP-2424-39-ABP-LAM | 24 | 24 | 39 |

OPAC table with upper shelf, laminate top/pvc edge



| | | | |
|-------------------------|----|----|------|
| SK-OP-2424-30-SHLFU-LAM | 24 | 24 | 29.5 |
| SK-OP-2424-30-SHLFU-LAM | 24 | 24 | 34 |
| SK-OP-2424-30-SHLFU-LAM | 24 | 24 | 36 |
| SK-OP-2424-30-SHLFU-LAM | 24 | 24 | 39 |

OPAC table with lower shelf, laminate top/pvc edge



| | | | |
|-------------------------|----|----|------|
| SK-OP-2424-30-SHLFL-LAM | 24 | 24 | 29.5 |
| SK-OP-2424-34-SHLFL-LAM | 24 | 24 | 34 |
| SK-OP-2424-36-SHLFL-LAM | 24 | 24 | 36 |
| SK-OP-2424-39-SHLFL-LAM | 24 | 24 | 39 |

OPAC table with 2 shelves, laminate top/pvc edge



| | | | |
|-------------------------|----|----|------|
| SK-OP-2424-30-SHLF2-LAM | 24 | 24 | 29.5 |
| SK-OP-2424-34-SHLF2-LAM | 24 | 24 | 34 |
| SK-OP-2424-36-SHLF2-LAM | 24 | 24 | 36 |
| SK-OP-2424-39-SHLF2-LAM | 24 | 24 | 39 |

Charging Stations

All charging stations include surface mounted power/USB hub. Integrated wire management leg available.

Ordering Guidelines: Charging Stations

Select single faced or double faced units using product code: SK-CS-3024-36-____-LAM
(SF or DF)
to indicate placement of stretcher and grommet(s).

Product illustrations to show grommet and stretcher placement for single and double face units, and acrylic privacy screens.



SK-CS-4824-36-SF-LAM



SK-CS-7224-36-DF-LAM

ITEM

WIDTH | DEPTH | HEIGHT

charging station with 1, 2, or 3 positions, laminate top/pvc edge

| | | | |
|------------------------|----|----|----|
| SK-CS-3024-36-____-LAM | 30 | 24 | 36 |
| SK-CS-3624-36-____-LAM | 36 | 24 | 36 |
| SK-CS-4224-36-____-LAM | 42 | 24 | 36 |
| SK-CS-4824-36-____-LAM | 48 | 24 | 36 |
| SK-CS-6024-36-____-LAM | 60 | 24 | 36 |
| SK-CS-6624-36-____-LAM | 66 | 24 | 36 |
| SK-CS-7224-36-____-LAM | 72 | 24 | 36 |
| SK-CS-8424-36-____-LAM | 84 | 24 | 36 |
| SK-CS-9624-36-____-LAM | 96 | 24 | 36 |

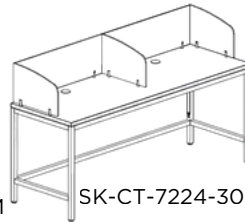
Computer Tables

Computer tables come standard with 12" high frosted acrylic privacy screens with brushed stainless steel mounting brackets. A grommet with cover is provided for each seated position. Power and wire management tray are provided under table with two plug-ins per seated position. Modesty panels, integrated wire management leg, and other power/data systems are available options.

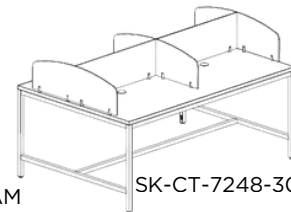
Product illustrations to show grommet and stretcher placement for single and double face units, and acrylic privacy screens.



SK-CT-3624-30-1P-SF-LAM



SK-CT-7224-30-2P-SF-LAM



SK-CT-7248-30-4P-DF-LAM

computer table, single-faced with 1 seated position, laminate top/pvc edge

| | | | |
|-------------------------|----|----|------|
| SK-CT-3024-30-1P-SF-LAM | 30 | 24 | 29.5 |
| SK-CT-3624-30-1P-SF-LAM | 36 | 24 | 29.5 |
| SK-CT-4224-30-1P-SF-LAM | 42 | 24 | 29.5 |
| SK-CT-4824-30-1P-SF-LAM | 48 | 24 | 29.5 |
| | | | |
| SK-CT-3030-30-1P-SF-LAM | 30 | 30 | 29.5 |
| SK-CT-3630-30-1P-SF-LAM | 36 | 30 | 29.5 |
| SK-CT-4230-30-1P-SF-LAM | 42 | 30 | 29.5 |
| SK-CT-4830-30-1P-SF-LAM | 48 | 30 | 29.5 |

| ITEM | WIDTH DEPTH HEIGHT |
|------|------------------------|
|------|------------------------|

computer table, single-faced with 2 seated positions, laminate top/pvc edge

| | | | |
|-------------------------|----|----|------|
| SK-CT-6024-30-2P-SF-LAM | 60 | 24 | 29.5 |
| SK-CT-7224-30-2P-SF-LAM | 72 | 24 | 29.5 |
| SK-CT-8424-30-2P-SF-LAM | 84 | 24 | 29.5 |
| SK-CT-9624-30-2P-SF-LAM | 96 | 24 | 29.5 |
| | | | |
| SK-CT-6030-30-2P-SF-LAM | 60 | 30 | 29.5 |
| SK-CT-7230-30-2P-SF-LAM | 72 | 30 | 29.5 |
| SK-CT-8430-30-2P-SF-LAM | 84 | 30 | 29.5 |
| SK-CT-9630-30-2P-SF-LAM | 96 | 30 | 29.5 |

computer table, double-faced with 2 seated positions, laminate top/pvc edge

| | | | |
|-------------------------|----|----|------|
| SK-CT-3648-30-2P-DF-LAM | 36 | 48 | 29.5 |
| SK-CT-4248-30-2P-DF-LAM | 42 | 48 | 29.5 |
| SK-CT-4848-30-2P-DF-LAM | 48 | 48 | 29.5 |
| | | | |
| SK-CT-3660-30-2P-DF-LAM | 36 | 60 | 29.5 |
| SK-CT-4260-30-2P-DF-LAM | 42 | 60 | 29.5 |
| SK-CT-4860-30-2P-DF-LAM | 48 | 60 | 29.5 |

computer table, double-faced with 4 seated positions, laminate top/pvc edge

| | | | |
|-------------------------|----|----|------|
| SK-CT-6048-30-4P-DF-LAM | 60 | 48 | 29.5 |
| SK-CT-7248-30-4P-DF-LAM | 72 | 48 | 29.5 |
| SK-CT-8448-30-4P-DF-LAM | 84 | 48 | 29.5 |
| SK-CT-9648-30-4P-DF-LAM | 96 | 48 | 29.5 |
| | | | |
| SK-CT-6060-30-4P-DF-LAM | 60 | 60 | 29.5 |
| SK-CT-7260-30-4P-DF-LAM | 72 | 60 | 29.5 |
| SK-CT-8460-30-4P-DF-LAM | 84 | 60 | 29.5 |
| SK-CT-9660-30-4P-DF-LAM | 96 | 60 | 29.5 |

Accessories

Skware tables are infinitely customizable when considering sizes, materials, and accessories. Please contact 3branch customer service for options or alternatives.

| ITEM | DESCRIPTION |
|------|-------------|
|------|-------------|

skware table accessories

| | |
|----------------|--|
| GMT-01 | grommet -plastic sleeve + cover, silver finish (2-5/8" dia) |
| WM-WT-TM-SH-17 | wire management tray -for excess cords, wire mesh/black finish 17w x 5d x 4-1/2h |
| SK-WML-SLCP | wire management leg -integrated, routed leg with cover plate For brushed stainless steel frames only. Power cord not included. |

Powdercoat Bases: alternate base finish options

Same aesthetically striking table design, with welded steel frame, available in select powder coat finish options. Please refer to available finishes in 3branch Resources. For additional styles and powder coat pricing, contact 3branch Customer Service.

Online Public Access Catalog (OPAC) Tables

OPAC stations are available in four standard heights; 29.5", 34", 36" & 39". Fixed height shelves include grommet(s). Integrated wire management leg available.

ITEM

WIDTH | DEPTH | HEIGHT

OPAC table with laminate top/pvc edge



| | | | |
|----------------------|----|----|------|
| SK-OP-2424-30-PC-LAM | 24 | 24 | 29.5 |
| SK-OP-2424-34-PC-LAM | 24 | 24 | 34 |
| SK-OP-2424-36-PC-LAM | 24 | 24 | 36 |
| SK-OP-2424-39-PC-LAM | 24 | 24 | 39 |

OPAC table with acrylic modesty panels, laminate top/pvc edge



| | | | |
|--------------------------|----|----|------|
| SK-OP-2424-30-ABP-PC-LAM | 24 | 24 | 29.5 |
| SK-OP-2424-34-ABP-PC-LAM | 24 | 24 | 34 |
| SK-OP-2424-36-ABP-PC-LAM | 24 | 24 | 36 |
| SK-OP-2424-39-ABP-PC-LAM | 24 | 24 | 39 |

OPAC table with upper shelf, laminate top/pvc edge



| | | | |
|----------------------------|----|----|------|
| SK-OP-2424-30-SHLFU-PC-LAM | 24 | 24 | 29.5 |
| SK-OP-2424-30-SHLFU-PC-LAM | 24 | 24 | 34 |
| SK-OP-2424-30-SHLFU-PC-LAM | 24 | 24 | 36 |
| SK-OP-2424-30-SHLFU-PC-LAM | 24 | 24 | 39 |

OPAC table with lower shelf, laminate top/pvc edge



| | | | |
|----------------------------|----|----|------|
| SK-OP-2424-30-SHLFL-LAM | 24 | 24 | 29.5 |
| SK-OP-2424-30-SHLFL-PC-LAM | 24 | 24 | 34 |
| SK-OP-2424-30-SHLFL-PC-LAM | 24 | 24 | 36 |
| SK-OP-2424-30-SHLFL-PC-LAM | 24 | 24 | 39 |

OPAC table with 2 shelves, laminate top/pvc edge



| | | | |
|----------------------------|----|----|------|
| SK-OP-2424-30-SHLF2-PC-LAM | 24 | 24 | 29.5 |
| SK-OP-2424-34-SHLF2-PC-LAM | 24 | 24 | 34 |
| SK-OP-2424-36-SHLF2-PC-LAM | 24 | 24 | 36 |
| SK-OP-2424-39-SHLF2-PC-LAM | 24 | 24 | 39 |

Charging Stations

All skware charging stations include surface mounted power/USB hub. Integrated wire management leg available.



SK-CS-4824-36-PC-SF-LAM



SK-CS-7224-36-PC-DF-LAM

ITEM **WIDTH | DEPTH | HEIGHT**

charging station with 1, 2, or 3 positions, laminate top/pvc edge

| | | | |
|-------------------------|----|----|----|
| SK-CS-3024-36-PC-SF-LAM | 30 | 24 | 36 |
| SK-CS-3624-36-PC-SF-LAM | 36 | 24 | 36 |
| SK-CS-4224-36-PC-SF-LAM | 42 | 24 | 36 |
| SK-CS-4824-36-PC-SF-LAM | 48 | 24 | 36 |
| SK-CS-6024-36-PC-SF-LAM | 60 | 24 | 36 |
| SK-CS-6624-36-PC-SF-LAM | 66 | 24 | 36 |
| SK-CS-7224-36-PC-SF-LAM | 72 | 24 | 36 |
| SK-CS-8424-36-PC-SF-LAM | 84 | 24 | 36 |
| SK-CS-9624-36-PC-SF-LAM | 96 | 24 | 36 |
| | | | |
| SK-CS-3024-36-PC-DF-LAM | 30 | 24 | 36 |
| SK-CS-3624-36-PC-DF-LAM | 36 | 24 | 36 |
| SK-CS-4224-36-PC-DF-LAM | 42 | 24 | 36 |
| SK-CS-4824-36-PC-DF-LAM | 48 | 24 | 36 |
| SK-CS-6024-36-PC-DF-LAM | 60 | 24 | 36 |
| SK-CS-6624-36-PC-DF-LAM | 66 | 24 | 36 |
| SK-CS-7224-36-PC-DF-LAM | 72 | 24 | 36 |
| SK-CS-8424-36-PC-DF-LAM | 84 | 24 | 36 |
| SK-CS-9624-36-PC-DF-LAM | 96 | 24 | 36 |

Accessories

Skware tables are infinitely customizable when considering sizes, materials, and accessories. Please contact 3branch customer service for options or alternatives.

ITEM **DESCRIPTION**

skware table accessories

| | |
|----------------|--|
| GMT-01 | grommet -plastic sleeve + cover, silver finish (2-5/8" dia) |
| WM-WT-TM-SH-17 | wire management tray -for excess cords, wire mesh/black finish 17w x 5d x 4-1/2h |
| SK-WML-MGNTC | magnetic wire management leg - for use with powder coated frames only. Power cord not included. (2w x 1d x 18h) |