

GENERAL INFORMATION

Skware Tables deliver a refined balance of durability, function, and design. Welded stainless steel frames ensure long-term structural integrity, finished in brushed stainless steel for a clean, timeless appearance. Extensive options for size, surface materials, and accessories make Skware Tables a versatile solution for libraries, schools, and learning environments.

Discover endless ways to shape productive and engaging spaces with the skware table lineup. From focused work to technology-enabled zones, the range includes versatile solutions like study tables, occasional tables, computer stations, charging hubs, OPAC and self-check tables, as well as coordinated display table groups, all designed to meet evolving and emerging applications.

QUANTITY PRICING

3branch offers tiered pricing based on quantities of 1, 2+, or 5+ of any size and style table. Discounted quantity pricing applies to any size or style combination. Please refer to product price list or contact 3branch for a quote.

Product Standards

- Welded stainless steel table frames with adjustable glides
 - frame finish is brushed stainless steel
 - available heights range from 16" - 39" AFF
- Worksurface is 1" thick and is flush with the frame (approximately 1/16" overhang)
 - 1/4" reveal between frame and top
- Laminates: standard offerings from Wilsonart®, Formica®, Pionite®, and Nevamar®
- Edge band: coordinating standard colors
- Powder coat finishes are also available. Please refer to page 7 for powder coat pricing.

Please contact 3branch customer service or your local library specialty dealer to discuss alternatives for your project or to request a quote.

Options

- Power/data and wire management accessories
- 15-amp power strip
- Dividers and privacy screens
- Casters available on select sizes
- Quartz, solid surface, wood veneer and other worksurface materials also available

Ordering Guidelines




Select size and height: SK- $\frac{\quad}{w}$ $\frac{\quad}{d}$ -LAM

- Note laminate selection for top and edge band preference.

Non-standard, heights, sizes or finishes: considered and quoted upon request

Standard lead time: 10-12 weeks from PO and signed/approved drawings.



ITEM	WIDTH DEPTH HEIGHT
square, laminate top/pvc edge	
 SK-3030-LAM	30 30 29.5
SK-3636-LAM	36 36 29.5
SK-4242-LAM	42 42 29.5
SK-4848-LAM	48 48 29.5
SK-5454-LAM	54 54 29.5
SK-6060-LAM	60 60 29.5
round top/square base, laminate top/pvc edge	
 SK-30-SB-LAM ‡	30 dia 29.5
SK-36-SB-LAM ‡	36 dia 29.5
SK-42-SB-LAM ‡	42 dia 29.5
SK-48-SB-LAM ‡	48 dia 29.5
SK-60-SB-LAM ‡	54 dia 29.5
rectangular, laminate top/pvc edge	
 SK-3024-LAM	30 24 29.5
SK-3624-LAM	36 24 29.5
SK-4224-LAM	42 24 29.5
SK-4824-LAM	48 24 29.5
SK-6024-LAM	60 24 29.5
SK-6624-LAM	66 24 29.5
SK-7224-LAM	72 24 29.5
SK-8424-LAM	84 24 29.5
SK-9624-LAM	96 24 29.5
SK-3630-LAM	36 30 29.5
SK-4230-LAM	42 30 29.5
SK-4830-LAM	48 30 29.5
SK-6030-LAM	60 30 29.5
SK-6630-LAM	66 30 29.5
SK-7230-LAM	72 30 29.5
SK-8430-LAM	84 30 29.5
SK-9630-LAM	96 30 29.5
SK-4236-LAM	42 36 29.5
SK-4836-LAM	48 36 29.5
SK-6036-LAM	60 36 29.5
SK-6636-LAM	66 36 29.5
SK-7236-LAM	72 36 29.5
SK-8436-LAM	84 36 29.5
SK-9636-LAM	96 36 29.5
SK-4842-LAM	48 42 29.5
SK-6042-LAM	60 42 29.5
SK-6642-LAM	66 42 29.5
SK-7242-LAM	72 42 29.5
SK-8442-LAM **	84 42 29.5
SK-9642-LAM **	96 42 29.5
SK-6048-LAM	60 48 29.5
SK-6648-LAM	66 48 29.5
SK-7248-LAM	72 48 29.5
SK-8448-LAM **	84 48 29.5
SK-9648-LAM **	96 48 29.5

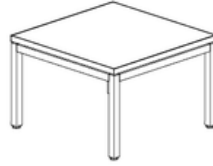
** Includes fifth leg for additional support.

ITEM

WIDTH | DEPTH | HEIGHT

occasional square table, laminate top/pvc edge

SK-OCC-1818-18-LAM
SK-OCC-2020-24-LAM
SK-OCC-2424-16-LAM
SK-OCC-2424-22-LAM
SK-OCC-2424-24-LAM
SK-OCC-3030-16-LAM
SK-OCC-3636-16-LAM



18	18	18
20	20	24
24	24	16
24	24	22
24	24	24
30	30	16
36	36	16

occasional round top/square base, laminate top/pvc edge

SK-OCC-18-16-SB-LAM ‡
SK-OCC-18-18-SB-LAM ‡
SK-OCC-18-22-SB-LAM ‡
SK-OCC-20-16-SB-LAM ‡
SK-OCC-20-18-SB-LAM ‡
SK-OCC-20-22-SB-LAM ‡
SK-OCC-24-16-SB-LAM ‡
SK-OCC-24-22-SB-LAM ‡
SK-OCC-24-24-SB-LAM ‡
SK-OCC-30-18-SB-LAM ‡
SK-OCC-36-16-SB-LAM ‡



18 dia	16
18 dia	18
18 dia	22
20 dia	16
20 dia	18
20 dia	22
24 dia	16
24 dia	22
24 dia	24
36 dia	16
36 dia	16

‡ Base frame is square.

occasional rectangular table, laminate top/pvc edge

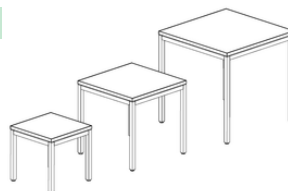
SK-OCC-3024-16-LAM
SK-OCC-3624-16-LAM
SK-OCC-4224-16-LAM
SK-OCC-4824-16-LAM
SK-OCC-4830-16-LAM
SK-OCC-6024-16-LAM



30	24	16
36	24	16
42	24	16
48	24	16
48	30	16
60	24	16

tiered display tables, laminate top/pvc edge

SK-NTS-30-LAM



42	36	29.5
----	----	------

Online Public Access Catalog (OPAC) Tables

OPAC stations are available in four standard heights; 29.5", 34", 36" & 39". Grommet(s) are included in table top and fixed height shelves. Integrated wire management leg available.

ITEM

WIDTH | DEPTH | HEIGHT

OPAC table with laminate top/pvc edge



SK-OP-2424-30-LAM	24	24	29.5
SK-OP-2424-34-LAM	24	24	34
SK-OP-2424-36-LAM	24	24	36
SK-OP-2424-39-LAM	24	24	39

OPAC table with acrylic modesty panels, laminate top/pvc edge



SK-OP-2424-30-ABP-LAM	24	24	29.5
SK-OP-2424-34-ABP-LAM	24	24	34
SK-OP-2424-36-ABP-LAM	24	24	36
SK-OP-2424-39-ABP-LAM	24	24	39

OPAC table with upper shelf, laminate top/pvc edge



SK-OP-2424-30-SHLFU-LAM	24	24	29.5
SK-OP-2424-34-SHLFU-LAM	24	24	34
SK-OP-2424-36-SHLFU-LAM	24	24	36
SK-OP-2424-39-SHLFU-LAM	24	24	39

OPAC table with lower shelf, laminate top/pvc edge



SK-OP-2424-30-SHLFL-LAM	24	24	29.5
SK-OP-2424-34-SHLFL-LAM	24	24	34
SK-OP-2424-36-SHLFL-LAM	24	24	36
SK-OP-2424-39-SHLFL-LAM	24	24	39

OPAC table with 2 shelves, laminate top/pvc edge



SK-OP-2424-30-SHLF2-LAM	24	24	29.5
SK-OP-2424-34-SHLF2-LAM	24	24	34
SK-OP-2424-36-SHLF2-LAM	24	24	36
SK-OP-2424-39-SHLF2-LAM	24	24	39

Charging Stations

All charging stations include surface mounted power/USB hub. Integrated wire management leg available.

Ordering Guidelines: Charging Stations

Select single faced or double faced units using product code: SK-CS-3024-36-____-LAM
 to indicate placement of stretcher and grommet(s). **(SF or DF)**

Product illustrations to show grommet and stretcher placement for single and double face units, and acrylic privacy screens.



SK-CS-4824-36-SF-LAM



SK-CS-7224-36-DF-LAM

ITEM **WIDTH | DEPTH | HEIGHT**

charging station with 1, 2, or 3 positions, laminate top/pvc edge

SK-CS-3024-36-____-LAM	30	24	36
SK-CS-3624-36-____-LAM	36	24	36
SK-CS-4224-36-____-LAM	42	24	36
SK-CS-4824-36-____-LAM	48	24	36
SK-CS-6024-36-____-LAM	60	24	36
SK-CS-6624-36-____-LAM	66	24	36
SK-CS-7224-36-____-LAM	72	24	36
SK-CS-8424-36-____-LAM	84	24	36
SK-CS-9624-36-____-LAM	96	24	36

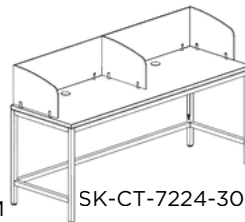
Computer Tables

Computer tables come standard with 12" high frosted acrylic privacy screens with brushed stainless steel mounting brackets. A grommet with cover is provided for each seated position. Power and wire management tray are provided under table with two plug-ins per seated position. Modesty panels, integrated wire management leg, and other power/data systems are available options.

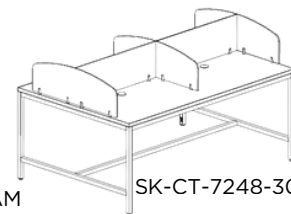
Product illustrations to show grommet and stretcher placement for single and double face units, and acrylic privacy screens.



SK-CT-3624-30-1P-SF-LAM



SK-CT-7224-30-2P-SF-LAM



SK-CT-7248-30-4P-DF-LAM

computer table, single-faced with 1 seated position, laminate top/pvc edge

SK-CT-3024-30-1P-SF-LAM	30	24	29.5
SK-CT-3624-30-1P-SF-LAM	36	24	29.5
SK-CT-4224-30-1P-SF-LAM	42	24	29.5
SK-CT-4824-30-1P-SF-LAM	48	24	29.5
.....			
SK-CT-3030-30-1P-SF-LAM	30	30	29.5
SK-CT-3630-30-1P-SF-LAM	36	30	29.5
SK-CT-4230-30-1P-SF-LAM	42	30	29.5
SK-CT-4830-30-1P-SF-LAM	48	30	29.5

ITEM	WIDTH DEPTH HEIGHT
------	------------------------

computer table, single-faced with 2 seated positions, laminate top/pvc edge

SK-CT-6024-30-2P-SF-LAM	60	24	29.5
SK-CT-7224-30-2P-SF-LAM	72	24	29.5
SK-CT-8424-30-2P-SF-LAM	84	24	29.5
SK-CT-9624-30-2P-SF-LAM	96	24	29.5
.....			
SK-CT-6030-30-2P-SF-LAM	60	30	29.5
SK-CT-7230-30-2P-SF-LAM	72	30	29.5
SK-CT-8430-30-2P-SF-LAM	84	30	29.5
SK-CT-9630-30-2P-SF-LAM	96	30	29.5

computer table, double-faced with 2 seated positions, laminate top/pvc edge

SK-CT-3648-30-2P-DF-LAM	36	48	29.5
SK-CT-4248-30-2P-DF-LAM	42	48	29.5
SK-CT-4848-30-2P-DF-LAM	48	48	29.5
.....			
SK-CT-3660-30-2P-DF-LAM	36	60	29.5
SK-CT-4260-30-2P-DF-LAM	42	60	29.5
SK-CT-4860-30-2P-DF-LAM	48	60	29.5

computer table, double-faced with 4 seated positions, laminate top/pvc edge

SK-CT-6048-30-4P-DF-LAM	60	48	29.5
SK-CT-7248-30-4P-DF-LAM	72	48	29.5
SK-CT-8448-30-4P-DF-LAM	84	48	29.5
SK-CT-9648-30-4P-DF-LAM	96	48	29.5
.....			
SK-CT-6060-30-4P-DF-LAM	60	60	29.5
SK-CT-7260-30-4P-DF-LAM	72	60	29.5
SK-CT-8460-30-4P-DF-LAM	84	60	29.5
SK-CT-9660-30-4P-DF-LAM	96	60	29.5

Accessories

Skware tables are infinitely customizable when considering sizes, materials, and accessories. Please contact 3branch customer service for options or alternatives.

ITEM	DESCRIPTION
------	-------------

skware table accessories

GMT-01	grommet -plastic sleeve + cover, silver finish (2-5/8" dia)
WM-WT-TM-SH-17	wire management tray -for excess cords, wire mesh/black finish 17w x 5d x 4-1/2h
SK-WML-SLCP	wire management leg -integrated, routed leg with cover plate For brushed stainless steel frames only. Power cord not included.

Powdercoat Bases: alternate base finish options

Same aesthetically striking table design, with welded steel frame, available in select powder coat finish options. Please refer to available finishes in 3branch Resources. For additional styles and powder coat pricing, contact 3branch Customer Service.

Online Public Access Catalog (OPAC) Tables

OPAC stations are available in four standard heights; 29.5", 34", 36" & 39". Fixed height shelves include grommet(s). Integrated wire management leg available.

ITEM

WIDTH | DEPTH | HEIGHT

OPAC table with laminate top/pvc edge



SK-OP-2424-30-PC-LAM	24	24	29.5
SK-OP-2424-34-PC-LAM	24	24	34
SK-OP-2424-36-PC-LAM	24	24	36
SK-OP-2424-39-PC-LAM	24	24	39

OPAC table with acrylic modesty panels, laminate top/pvc edge



SK-OP-2424-30-ABP-PC-LAM	24	24	29.5
SK-OP-2424-34-ABP-PC-LAM	24	24	34
SK-OP-2424-36-ABP-PC-LAM	24	24	36
SK-OP-2424-39-ABP-PC-LAM	24	24	39

OPAC table with upper shelf, laminate top/pvc edge



SK-OP-2424-30-SHLFU-PC-LAM	24	24	29.5
SK-OP-2424-30-SHLFU-PC-LAM	24	24	34
SK-OP-2424-30-SHLFU-PC-LAM	24	24	36
SK-OP-2424-30-SHLFU-PC-LAM	24	24	39

OPAC table with lower shelf, laminate top/pvc edge



SK-OP-2424-30-SHLFL-LAM	24	24	29.5
SK-OP-2424-30-SHLFL-PC-LAM	24	24	34
SK-OP-2424-30-SHLFL-PC-LAM	24	24	36
SK-OP-2424-30-SHLFL-PC-LAM	24	24	39

OPAC table with 2 shelves, laminate top/pvc edge



SK-OP-2424-30-SHLF2-PC-LAM	24	24	29.5
SK-OP-2424-34-SHLF2-PC-LAM	24	24	34
SK-OP-2424-36-SHLF2-PC-LAM	24	24	36
SK-OP-2424-39-SHLF2-PC-LAM	24	24	39

Charging Stations

All skware charging stations include surface mounted power/USB hub. Integrated wire management leg available.



SK-CS-4824-36-PC-SF-LAM



SK-CS-7224-36-PC-DF-LAM

ITEM **WIDTH | DEPTH | HEIGHT**

charging station with 1, 2, or 3 positions, laminate top/pvc edge

SK-CS-3024-36-PC-SF-LAM	30	24	36
SK-CS-3624-36-PC-SF-LAM	36	24	36
SK-CS-4224-36-PC-SF-LAM	42	24	36
SK-CS-4824-36-PC-SF-LAM	48	24	36
SK-CS-6024-36-PC-SF-LAM	60	24	36
SK-CS-6624-36-PC-SF-LAM	66	24	36
SK-CS-7224-36-PC-SF-LAM	72	24	36
SK-CS-8424-36-PC-SF-LAM	84	24	36
SK-CS-9624-36-PC-SF-LAM	96	24	36
.....			
SK-CS-3024-36-PC-DF-LAM	30	24	36
SK-CS-3624-36-PC-DF-LAM	36	24	36
SK-CS-4224-36-PC-DF-LAM	42	24	36
SK-CS-4824-36-PC-DF-LAM	48	24	36
SK-CS-6024-36-PC-DF-LAM	60	24	36
SK-CS-6624-36-PC-DF-LAM	66	24	36
SK-CS-7224-36-PC-DF-LAM	72	24	36
SK-CS-8424-36-PC-DF-LAM	84	24	36
SK-CS-9624-36-PC-DF-LAM	96	24	36

Accessories

Skware tables are infinitely customizable when considering sizes, materials, and accessories. Please contact 3branch customer service for options or alternatives.

ITEM **DESCRIPTION**

skware table accessories

GMT-01	grommet -plastic sleeve + cover, silver finish (2-5/8" dia)
WM-WT-TM-SH-17	wire management tray -for excess cords, wire mesh/black finish 17w x 5d x 4-1/2h
SK-WML-MGNTC	magnetic wire management leg - for use with powder coated frames only. Power cord not included. (2w x 1d x 18h)