

**GENERAL INFORMATION**

Kurve Desks combine height adjustability, integrated power, mobility, and an approachable design. Choose from a variety of shapes, height adjustability, work surface material and modesty panel finish options. Product description:

- Available shapes: **kidney, figure eight, arc, rectangle, racetrack, and oval**
- Tops are available in laminate and solid surface Corian®.
  - Standard laminate offerings from Wilsonart®, Formica®, Pionite®, and Nevamar®
    - Edge band: coordinating standard colors
  - Corian solid surface pricing is based on Antarctica.
- Modesty panels are curved, double-wall laminate. Interior is D381 Wilsonart Fashion Grey.
- Powder coated base available in Platinum Metallic, Black, White and Silver
  - Non-standard colors available for a nominal upcharge. Contact 3branch for pricing.
- Includes (2) grommets, wire management tray, and magnetic wire management leg chase
- Locking casters

**Product Standards**

- Fixed height worksurface is 29" or 36" above finished floor (AFF) with casters
- Height adjustable worksurface is 30" to 42" AFF
  - hand crank (ADJT) or electric motor (E-ADJT) available

**Optional Accessories**

- Pencil drawer
- Levelers
- Power strip (six-outlet, 15-amp, 15' cord)
- Surface mounted power with 1 Power and 1 USB A+C (color: white, black, or dark grey)



**ITEM**

**WIDTH | DEPTH | HEIGHT**

**SHAPE: KIDNEY**

**laminate top, fixed height**

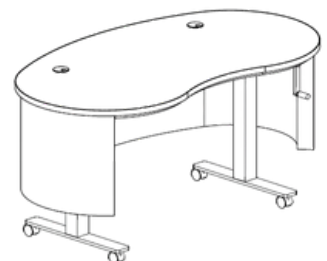
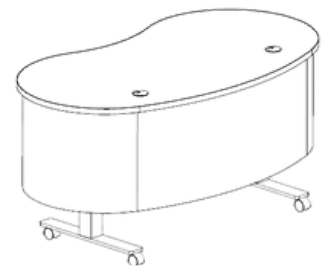
KU-DSK-KDNY-603329-LAM-CAS	60	33	29
KU-DSK-KDNY-723629-LAM-CAS	72	36	29
KU-DSK-KDNY-603336-LAM-CAS	60	33	36
KU-DSK-KDNY-723636-LAM-CAS	72	36	36

**laminate top, height adjustable (hand-crank = ADJT, or electric motor = E-ADJT)**

KU-DSK-KDNY-6033-ADJT-LAM-CAS	60	33	30 - 42
KU-DSK-KDNY-7236-ADJT-LAM-CAS	72	36	30 - 42
KU-DSK-KDNY-6033-E-ADJT-LAM-CAS	60	33	30 - 42
KU-DSK-KDNY-7236-E-ADJT-LAM-CAS	72	36	30 - 42

**solid surface top, fixed height**

KU-DSK-KDNY-603329-COR-CAS	60	33	29
KU-DSK-KDNY-723629-COR-CAS	72	36	29
KU-DSK-KDNY-603336-COR-CAS	60	33	36
KU-DSK-KDNY-723636-COR-CAS	72	36	36



**ITEM** **WIDTH | DEPTH | HEIGHT**

**SHAPE: KIDNEY cont'd.**

**solid surface top, height adjustable** (hand-crank = ADJT, or electric motor = E-ADJT)

KU-DSK-KDNY-6033-ADJT-COR-CAS	60	33	30 - 42
KU-DSK-KDNY-7236-ADJT-COR-CAS	72	36	30 - 42
KU-DSK-KDNY-6033-E-ADJT-COR-CAS	60	33	30 - 42
KU-DSK-KDNY-7236-E-ADJT-COR-CAS	72	36	30 - 42

**SHAPE: FIGURE EIGHT**

**lamine top, fixed height**

KU-DSK-FIG8-603229-LAM-CAS	60	32	29
KU-DSK-FIG8-723629-LAM-CAS	72	36	29
KU-DSK-FIG8-603236-LAM-CAS	60	32	36
KU-DSK-FIG8-723636-LAM-CAS	72	36	36

**lamine top, height adjustable** (hand-crank = ADJT, or electric motor = E-ADJT)

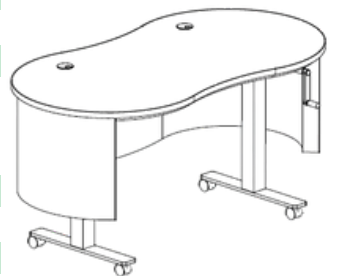
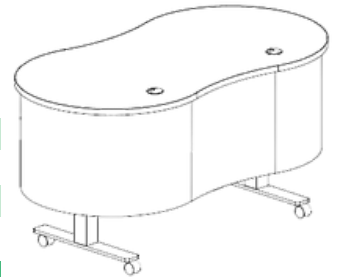
KU-DSK-FIG8-6032-ADJT-LAM-CAS	60	32	30 - 42
KU-DSK-FIG8-7236-ADJT-LAM-CAS	72	36	30 - 42
KU-DSK-FIG8-6032-E-ADJT-LAM-CAS	60	32	30 - 42
KU-DSK-FIG8-7236-E-ADJT-LAM-CAS	72	36	30 - 42

**solid surface top, fixed height**

KU-DSK-FIG8-603229-COR-CAS	60	32	29
KU-DSK-FIG8-723629-COR-CAS	72	36	29
KU-DSK-FIG8-603236-COR-CAS	60	32	36
KU-DSK-FIG8-723636-COR-CAS	72	36	36

**solid surface top, height adjustable** (hand-crank = ADJT, or electric motor = E-ADJT)

KU-DSK-FIG8-6032-ADJT-COR-CAS	60	32	30 - 42
KU-DSK-FIG8-7236-ADJT-COR-CAS	72	36	30 - 42
KU-DSK-FIG8-6032-E-ADJT-COR-CAS	60	32	30 - 42
KU-DSK-FIG8-7236-E-ADJT-COR-CAS	72	36	30 - 42



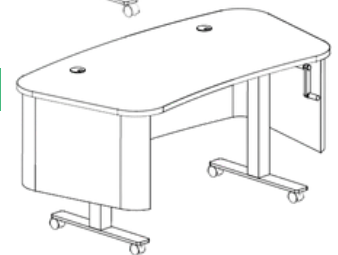
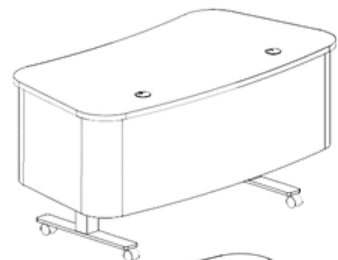
**SHAPE: ARC**

**lamine top, fixed height**

KU-DSK-ARC-603229-LAM-CAS	60	32	29
KU-DSK-ARC-723229-LAM-CAS	72	32	29
KU-DSK-ARC-603236-LAM-CAS	60	32	36
KU-DSK-ARC-723236-LAM-CAS	72	32	36

**lamine top, height adjustable** (hand-crank = ADJT, or electric motor = E-ADJT)

KU-DSK-ARC-6032-ADJT-LAM-CAS	60	32	30 - 42
KU-DSK-ARC-7232-ADJT-LAM-CAS	72	32	30 - 42
KU-DSK-ARC-6032-E-ADJT-LAM-CAS	60	32	30 - 42
KU-DSK-ARC-7232-E-ADJT-LAM-CAS	72	32	30 - 42



**ITEM | WIDTH | DEPTH | HEIGHT**

**SHAPE: ARC cont'd.**

**solid surface top, fixed height**

KU-DSK-ARC-603229-COR-CAS	60	32	29
KU-DSK-ARC-723229-COR-CAS	72	32	29
KU-DSK-ARC-603236-COR-CAS	60	32	36
KU-DSK-ARC-723236-COR-CAS	72	32	36

**solid surface top, height adjustable (hand-crank = ADJT, or electric motor = E-ADJT)**

KU-DSK-ARC-6032-ADJT-COR-CAS	60	32	30 - 42
KU-DSK-ARC-7232-ADJT-COR-CAS	72	32	30 - 42
KU-DSK-ARC-6032-E-ADJT-COR-CAS	60	32	30 - 42
KU-DSK-ARC-7232-E-ADJT-COR-CAS	72	32	30 - 42

**SHAPE: RECTANGLE**

**lamine top, fixed height**

KU-DSK-RECT-603029-LAM-CAS	60	30	29
KU-DSK-RECT-723029-LAM-CAS	72	30	29
KU-DSK-RECT-603036-LAM-CAS	60	30	36
KU-DSK-RECT-723036-LAM-CAS	72	30	36

**lamine top, height adjustable (hand-crank = ADJT, or electric motor = E-ADJT)**

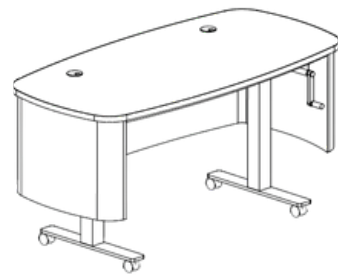
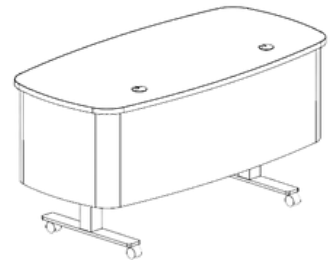
KU-DSK-RECT-6030-ADJT-LAM-CAS	60	30	30 - 42
KU-DSK-RECT-7230-ADJT-LAM-CAS	72	30	30 - 42
KU-DSK-RECT-6030-E-ADJT-LAM-CAS	60	30	30 - 42
KU-DSK-RECT-7230-E-ADJT-LAM-CAS	72	30	30 - 42

**solid surface top, fixed height**

KU-DSK-RECT-603029-COR-CAS	60	30	29
KU-DSK-RECT-723029-COR-CAS	72	30	29
KU-DSK-RECT-603036-COR-CAS	60	30	36
KU-DSK-RECT-723036-COR-CAS	72	30	36

**solid surface top, height adjustable (hand-crank = ADJT, or electric motor = E-ADJT)**

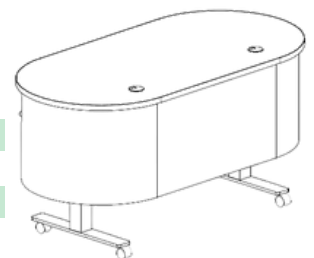
KU-DSK-RECT-6030-ADJT-COR-CAS	60	30	30 - 42
KU-DSK-RECT-7230-ADJT-COR-CAS	72	30	30 - 42
KU-DSK-RECT-6030-E-ADJT-COR-CAS	60	30	30 - 42
KU-DSK-RECT-7230-E-ADJT-COR-CAS	72	30	30 - 42



**SHAPE: RACETRACK**

**lamine top, fixed height**

KU-DSK-RTRK-603029-LAM-CAS	60	30	29
KU-DSK-RTRK-723029-LAM-CAS	72	30	29
KU-DSK-RTRK-603036-LAM-CAS	60	30	36
KU-DSK-RTRK-723036-LAM-CAS	72	30	36



**ITEM | WIDTH | DEPTH | HEIGHT**

**SHAPE: RACETRACK cont'd.**

**laminate top, height adjustable (hand-crank = ADJT, or electric motor = E-ADJT)**

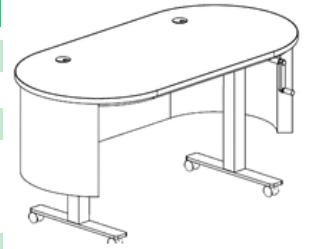
KU-DSK-RTRK-6030-ADJT-LAM-CAS	60	30	30 - 42
KU-DSK-RTRK-7230-ADJT-LAM-CAS	72	30	30 - 42
KU-DSK-RTRK-6030-E-ADJT-LAM-CAS	60	30	30 - 42
KU-DSK-RTRK-7230-E-ADJT-LAM-CAS	72	30	30 - 42

**solid surface top, fixed height**

KU-DSK-RTRK-603029-COR-CAS	60	30	29
KU-DSK-RTRK-723029-COR-CAS	72	30	29
KU-DSK-RTRK-603036-COR-CAS	60	30	36
KU-DSK-RTRK-723036-COR-CAS	72	30	36

**solid surface top, height adjustable (hand-crank = ADJT, or electric motor = E-ADJT)**

KU-DSK-RTRK-6030-ADJT-COR-CAS	60	30	30 - 42
KU-DSK-RTRK-7230-ADJT-COR-CAS	72	30	30 - 42
KU-DSK-RTRK-6030-E-ADJT-COR-CAS	60	30	30 - 42
KU-DSK-RTRK-7230-E-ADJT-COR-CAS	72	30	30 - 42



**SHAPE: OVAL**

**laminate top, fixed height**

KU-DSK-OVALL-603329-LAM-CAS	60	33	29
KU-DSK-OVALL-723329-LAM-CAS	72	33	29
KU-DSK-OVALL-603336-LAM-CAS	60	33	36
KU-DSK-OVALL-723336-LAM-CAS	72	33	36

**laminate top, height adjustable (hand-crank = ADJT, or electric motor = E-ADJT)**

KU-DSK-OVALL-6033-ADJT-LAM-CAS	60	33	30 - 42
KU-DSK-OVALL-7233-ADJT-LAM-CAS	72	33	30 - 42
KU-DSK-OVALL-6033-E-ADJT-LAM-CAS	60	33	30 - 42
KU-DSK-OVALL-7233-E-ADJT-LAM-CAS	72	33	30 - 42

**solid surface top, fixed height**

KU-DSK-OVALL-603329-COR-CAS	60	33	29
KU-DSK-OVALL-723329-COR-CAS	72	33	29
KU-DSK-OVALL-603336-COR-CAS	60	33	36
KU-DSK-OVALL-723336-COR-CAS	72	33	36

**solid surface top, height adjustable (hand-crank = ADJT, or electric motor = E-ADJT)**

KU-DSK-OVALL-6033-ADJT-COR-CAS	60	33	30 - 42
KU-DSK-OVALL-7233-ADJT-COR-CAS	72	33	30 - 42
KU-DSK-OVALL-6033-E-ADJT-COR-CAS	60	33	30 - 42
KU-DSK-OVALL-7233-E-ADJT-COR-CAS	72	33	30 - 42

